



Empowering smart energy choices

2026 REBATES

Programs and Services Guide for Contractors





Explore our whole-home rebate options for energy-efficiency upgrades and improvements

| Electric item | Minnesota | | Nebraska | | Oklahoma | |
|------------------------------------|---|------|--|------|--|------|
| | Rebate program | PG # | Rebate program | PG # | Rebate program | PG # |
| Heat pump — 3 ton ducted* | \$2,400 | 9 | N/A | | \$2,100 | 34 |
| Quality Installation program* | \$600 | 11 | N/A | | \$600 | 35 |
| Smart thermostat | \$150 | 17 | N/A | | \$150 | 38 |
| Water heater | \$400 | 12 | \$400 | 31 | \$400 | 36 |
| In-floor heating (boiler) | \$400 | 13 | \$400 | 31 | \$400 | 37 |
| Dual fuel* | \$120 | 12 | \$1800 | 30 | \$300 | 36 |
| New electric vehicle (BEV) | \$3,000 | 16 | N/A | | N/A | |
| Electric vehicle Level 2 charger | \$500 | 16 | \$500 | 32 | \$500 | 38 |
| Electrical secondary panel upgrade | \$2,000 | 11 | Total possible rebate \$3,100 | | Total possible rebate \$4,450 | |
| Insulation | \$2,800 | 14 | | | | |
| Window | \$200 | 14 | | | | |
| Refrigerator | \$50 | 15 | | | | |
| Chest freezer | \$50 | 15 | | | | |
| Dishwasher | \$50 | 15 | | | | |
| Clothes washer | \$50 | 15 | | | | |
| Clothes dryer | \$50 | 15 | | | | |
| Induction cooktop | \$50 | 15 | | | | |
| Dehumidifier | \$25 | 15 | | | | |
| Push mower | \$250 | 16 | | | | |
| Snow blower | \$150 | 16 | | | | |
| Lawn tools | \$50 | 16 | | | | |
| | Total possible rebate \$13,345 | | | | | |

*Rebates combine (stackable)

See inside for more information including:

- 2026 commercial programs and rebates
- Continuing education
- Important dates and deadlines

2026

Programs and Services Guide

General information

| | |
|---|---|
| Applying for a rebate | 2 |
| Otter Tail Power Company representatives. | 3 |
| Fuel price break-even points | 4 |

Minnesota rebate programs



| | |
|---|----|
| Heat pumps. | 9 |
| Electrical panel upgrade. | 11 |
| Electric water heating. | 12 |
| Electric heating technology rebates | 12 |
| Thermal-storage technologies | 13 |
| CoolSavings AC cycling | 13 |
| Residential insulation | 14 |
| Window rebates. | 14 |
| Appliance rebates | 15 |
| Appliance recycling. | 15 |
| Electric equipment rebates | 16 |
| Electric vehicle rebates. | 16 |
| Electric vehicle charging station. | 16 |
| Electric vehicle charging | 16 |
| Smart thermostats | 17 |
| Lighting | 17 |
| Drive Power. | 19 |
| Compressed-air efficiency. | 23 |
| Commercial refrigeration. | 24 |
| Refrigeration optimization. | 25 |
| Commercial food service equipment | 25 |
| Publicly Owned Property (POP) Solar | 26 |
| Custom efficiency project grants. | 26 |
| Integrated Building Design Plus | 27 |
| Recommissioning energy studies | 27 |

North Dakota rebate programs



| | |
|---|----|
| Heat pumps. | 29 |
| Thermal-storage technologies | 30 |
| Electric heating technology rebates | 31 |
| Electric water heating. | 31 |
| Electric vehicle charging station. | 32 |
| CoolSavings AC cycling | 32 |

South Dakota rebate programs



| | |
|---|----|
| Heat pumps. | 33 |
| Electric water heating. | 36 |
| Electric heating technology rebates | 36 |
| Thermal-storage technologies | 37 |
| CoolSavings AC cycling | 37 |
| Electric vehicle charging station. | 38 |
| Smart thermostats | 38 |
| Lighting | 39 |
| Drive Power. | 40 |
| Custom efficiency project grants. | 43 |

Rates and resources

| | |
|---|----|
| Off-peak rates and energy control. | 44 |
| Water Heating Control Rate | 45 |
| Air-conditioning control. | 46 |
| Fixed Time of Service Rate. | 47 |
| Deferred Load Rate | 48 |
| Dual Fuel Rate. | 49 |
| Residential Demand Control Rate | 50 |
| Off-peak Electric Vehicle Rate (MN only) | 51 |
| Outdoor Lighting Rate | 52 |
| RDC lease-to-buy program | 53 |
| Electrician workshops. | 53 |
| Notices. | 54 |
| Electric vehicle and Fixed Time of Service wiring diagram. | 55 |
| Generic off-peak meter socket and wiring diagram | 56 |
| RDC—Brayden 9312 wiring diagram. | 57 |
| Underfloor thermal storage 8 to 14 hours of control | 58 |
| Underfloor thermal storage 14 to 20 hours of control | 59 |
| Appliance energy-use chart | 60 |
| Electric vehicle usage and cost estimate | 63 |

General information


Applying for a rebate

Customers must provide detailed receipts and equipment documentation, including manufacturer and model numbers, and a signed Customer Rebate Application or other rebate forms.

- Bids and quotes aren't acceptable proofs of purchase.
- Documentation for air conditioner and heat pump rebates must clearly indicate ducted or ductless design and other required performance ratings.
- Acceptable proof of equipment efficiency, where required, includes AHRI certificates reflecting required equipment efficiency levels or manufacturer specification sheets with proof of efficiency levels for models installed.
- Find AHRI certificates at **ahridirectory.org**.
- Any other documentation of equipment efficiency must receive prior approval.
- Find the Customer Rebate Application online at **otpco.com/RebateApplication**.
- Some programs have additional guidelines and documentation requirements. Contact one of our representatives listed on page 3 for assistance.
- All documentation is needed with the initial form submission to avoid delays in processing or disqualification.
- Allow eight weeks for rebates to process.
- Energy control rebate projects that total **\$10,000 or more require preapproval** and may be evaluated for a custom rebate amount to ensure project demand response value and a payback period of no less than one year. Customer must provide project cost details including alternative equipment under consideration and timeline for project completion for evaluation purposes.
- Rebates won't exceed 75% of project costs. Geothermal heat pump rebates won't exceed 50% of project costs. (Note: Federal and state rebates or incentives aren't included in project cost calculations, but may impact rebate caps to not exceed 100% of customer project cost.)
- Funding limitations apply.
- We reserve the right to change or eliminate rebate programs without notice.

Submit rebates by email to:
rebates@otpco.com

Or by mail to:
Rebates
P.O. Box 496
Fergus Falls, MN 56538-0496

 Download the Customer Rebate Application at **otpco.com/RebateApplication**.

Otter Tail Power Company representatives

Contact these individuals directly or call our **Idea Center** at **800-493-3299**.



Chris Waltz, C.E.M.

Sales Manager
Fergus Falls, MN
218-739-8492
cwaltz@otpc.com



Lacie Blake

Energy Management
Representative for the
Bemidji, MN area
218-739-8272
lblake@otpc.com



Bill Gronwold

Energy Management
Representative for the
Fergus Falls, MN area
218-739-8210
wgronwold@otpc.com



Jeff Hoff

Energy Management
Representative for the
Jamestown and
Oakes, ND areas
218-739-8462
jhoff@otpc.com



**Brandon Johnson,
C.E.M.**

Energy Management
Manager
Bemidji, MN
218-739-8215
bpjohnson@otpc.com



Todd Kadry, C.E.M.

Industrial Services
Engineer
Fergus Falls, MN
218-739-8286
tkadry@otpc.com



**Charles Kporxah,
C.E.M., C.E.A.**

Industrial Energy
Auditor
Fergus Falls, MN
218-739-8248
ckporxah@otpc.com



**Andrew Martig,
C.E.M.**

Energy Management
Representative for the
Morris, MN area
320-247-3118
amartig@otpc.com



**Mark Remer, C.E.M.,
C.E.P.**

Senior Industrial
Services Engineer
Fergus Falls, MN
218-739-8967
mremmer@otpc.com



**Kevin Rogness,
C.E.M., B.A.-P.**

Residential Energy
Auditor
Fergus Falls, MN
218-739-8567
krogness@otpc.com



Aaron Sigette, C.E.M.

Energy Management
Representative for the
Crookston and
Hallock, MN areas
701-739-8409
asigette@otpc.com



Kelly Stattelmann

Energy Management
Representative for the
Milbank, SD area
605-949-4494
kstattelmann@otpc.com



Eric Stratton

Industrial Services
Engineer
Fergus Falls, MN
218-739-8333
estratton@otpc.com



Jesse Tomford

Industrial Services
Manager
Fergus Falls, MN
218-739-8474
jtomford@otpc.com



Julie Jarman

Idea Center
Coordinator
218-739-8847
jjarman@otpc.com

Fuel price break-even points

To calculate the break-even point of electricity compared with natural gas, propane, or fuel oil, find the price per kilowatt-hour paid (prices vary by rate) and the efficiency level of the fossil fuel-operated equipment you're comparing.

The price shown is the all-in price fossil fuels must reach to break even with electricity prices.

Refer to the cost per kilowatt-hour (kWh) chart on page 6 for an approximate electricity cost for your comparison.

Break-even costs for electric heating

| Electric heating technology | | 100% Efficiency electric | | 250% Efficiency electric | | 400% Efficiency electric | |
|-----------------------------|-------------------|--|-------------|--------------------------|-------------|--------------------------|-------------|
| | | Dual fuel | Gen service | Dual fuel | Gen service | Dual fuel | Gen service |
| Cents per kWh | | \$0.07300 | \$0.10737 | \$0.07300 | \$0.10737 | \$0.07300 | \$0.10737 |
| Fossil fuel | System efficiency | Break-even point for electric to fossil fuel | | | | | |
| Propane (gallon) | 80% | \$1.57 | \$2.31 | \$0.63 | \$0.92 | \$0.39 | \$0.58 |
| | 90% | \$1.76 | \$2.59 | \$0.71 | \$1.04 | \$0.44 | \$0.65 |
| Natural gas (MCF) | 80% | \$17.11 | \$25.17 | \$6.84 | \$10.07 | \$4.28 | \$6.29 |
| | 90% | \$19.25 | \$28.31 | \$7.70 | \$11.33 | \$4.81 | \$7.08 |
| Natural gas (therms) | 80% | \$1.65 | \$2.43 | \$0.66 | \$0.97 | \$0.41 | \$0.61 |
| | 90% | \$1.86 | \$2.73 | \$0.74 | \$1.09 | \$0.46 | \$0.68 |
| Fuel oil (gallon) | 70% | \$2.10 | \$3.08 | \$0.84 | \$1.23 | \$0.52 | \$0.77 |
| | 85% | \$2.55 | \$3.74 | \$1.02 | \$1.50 | \$0.64 | \$0.94 |

Off-peak costs per kilowatt-hour are provided on page 6.

BTUs available by energy type

| Energy type | BTUs available |
|-------------|--------------------|
| Propane | 91,600 BTU/gallon |
| Natural gas | 1,000,000 BTU/MCF |
| Fuel oil | 140,000 BTU/gallon |
| Electricity | 3,413 BTU/kWh |

Heat efficiencies

| Type of heat | Level of efficiency |
|------------------------|---------------------|
| Resistance heat | 100% |
| Air-to-water heat pump | 200% |
| Cold-climate heat pump | 250% |
| Geothermal heat pump | 400% |

ENERGY OUTLOOK: WINTER 2025-2026

The comments below are based on the Department of Energy, Energy Information Agency Short-Term Energy Outlook forecast for average heating costs during the 2025-2026 winter.

- We anticipate winter temperatures—and consequently residential energy use—will be similar to last year. As a result, most changes in projected household energy costs are driven by price fluctuations rather than consumption. Electricity retail prices for the residential sector are higher nationwide compared to last winter. Natural gas prices remain largely unchanged while propane and heating oil prices are lower.
- The Midwest is the only region where we expect a slight increase in natural gas bills this winter. Households heating with propane or heating oil will spend less than they did last winter. These outcomes are different in our cases that assume colder or milder winter weather, except in the case of electricity, where we expect households to pay more than they did last winter across our range of weather assumptions.
- We expect U.S. households that primarily use electricity for heating will spend an average of 4% more on their electricity bills this winter, largely because of an expected 5% increase in retail electricity prices. The effect of higher electricity prices on expenditures is slightly offset by our expectation that residential electricity consumption will decrease by 1% because of milder weather this winter.

COMPETITIVE RATES

We're committed to providing electricity that's dependable and cost effective

| Residential rates (cents/kWh) | | | |
|-------------------------------|-----------|--------------|--------------|
| | Minnesota | North Dakota | South Dakota |
| State average | 15.45 | 11.51 | 12.86 |
| Otter Tail Power Company | 11.33 | 11.38 | 10.93 |

| Residential rates (cents/kWh) | |
|---|-------|
| United States residential average | 16.48 |
| Otter Tail Power Company total system average | 11.31 |

| Commercial rates (cents/kWh) | | | |
|------------------------------|-----------|--------------|--------------|
| | Minnesota | North Dakota | South Dakota |
| State average | 12.15 | 7.19 | 10.55 |
| Otter Tail Power Company | 9.31 | 6.84 | 7.33 |

| Commercial rates (cents/kWh) | |
|---|-------|
| United States commercial average | 12.75 |
| Otter Tail Power Company total system average | 8.12 |

Source: U.S. Energy Information Administration, 2025 Report (2024 data)

 Visit [otpc.com/pricing](https://www.otpc.com/pricing) for updates on rates and riders.

BREAK-EVEN PRICE CHART

This chart compares fossil fuels with 100% efficient electric technologies at various per kilowatt-hour prices for electricity. For electric technologies with other efficiencies, divide the cost at 100% from this chart by the efficiency of the equipment.

For instance, at \$0.0500/kWh, the break-even price of an 80% efficient propane unit compared to a 250% efficient cold-climate heat pump is $\$1.07/\text{gallon} \div 2.5 = \$0.428/\text{gallon}$.

Price comparison of fossil fuels with 100% efficient electric technologies

| Electricity Price/kWh | Propane add (\$/gallon) | | Natural gas add (\$/MCF) | | Fuel oil add (\$/gallon) | |
|--------------------------|-------------------------|--------|--------------------------|---------|--------------------------|--------|
| | Efficiency | | Efficiency | | Efficiency | |
| | 80% | 90% | 80% | 90% | 70% | 85% |
| \$0.0300 | \$0.64 | \$0.72 | \$7.03 | \$7.91 | \$0.86 | \$1.05 |
| \$0.0325 | \$0.70 | \$0.79 | \$7.62 | \$8.57 | \$0.93 | \$1.13 |
| \$0.0350 | \$0.75 | \$0.85 | \$8.20 | \$9.23 | \$1.00 | \$1.22 |
| \$0.0375 | \$0.81 | \$0.91 | \$8.79 | \$9.89 | \$1.08 | \$1.31 |
| \$0.0400 | \$0.86 | \$0.97 | \$9.38 | \$10.55 | \$1.15 | \$1.39 |
| \$0.0425 | \$0.91 | \$1.03 | \$9.96 | \$11.21 | \$1.22 | \$1.48 |
| \$0.0450 | \$0.97 | \$1.09 | \$10.55 | \$11.87 | \$1.29 | \$1.57 |
| \$0.0475 | \$1.02 | \$1.15 | \$11.13 | \$12.53 | \$1.36 | \$1.66 |
| \$0.0500 | \$1.07 | \$1.21 | \$11.72 | \$13.18 | \$1.44 | \$1.74 |
| \$0.0525 | \$1.13 | \$1.27 | \$12.31 | \$13.84 | \$1.51 | \$1.83 |
| \$0.0550 | \$1.18 | \$1.33 | \$12.89 | \$14.50 | \$1.58 | \$1.92 |
| \$0.0575 | \$1.23 | \$1.39 | \$13.48 | \$15.16 | \$1.65 | \$2.00 |
| \$0.0600 | \$1.29 | \$1.45 | \$14.06 | \$15.82 | \$1.72 | \$2.09 |
| \$0.0625 | \$1.34 | \$1.51 | \$14.65 | \$16.48 | \$1.79 | \$2.18 |
| \$0.0650 | \$1.40 | \$1.57 | \$15.24 | \$17.14 | \$1.87 | \$2.27 |
| \$0.0675 | \$1.45 | \$1.63 | \$15.82 | \$17.80 | \$1.94 | \$2.35 |
| \$0.0700 | \$1.50 | \$1.69 | \$16.41 | \$18.46 | \$2.01 | \$2.44 |
| \$0.0725 | \$1.56 | \$1.75 | \$16.99 | \$19.12 | \$2.08 | \$2.53 |
| \$0.0750 | \$1.61 | \$1.81 | \$17.58 | \$19.78 | \$2.15 | \$2.62 |
| \$0.0775 | \$1.66 | \$1.87 | \$18.17 | \$20.44 | \$2.23 | \$2.70 |
| \$0.0800 | \$1.72 | \$1.93 | \$18.75 | \$21.10 | \$2.30 | \$2.79 |
| \$0.0825 | \$1.77 | \$1.99 | \$19.34 | \$21.76 | \$2.37 | \$2.88 |
| \$0.0850 | \$1.83 | \$2.05 | \$19.92 | \$22.41 | \$2.44 | \$2.96 |
| \$0.0875 | \$1.88 | \$2.11 | \$20.51 | \$23.07 | \$2.51 | \$3.05 |
| \$0.0900 | \$1.93 | \$2.17 | \$21.10 | \$23.73 | \$2.58 | \$3.14 |
| \$0.0950 | \$2.04 | \$2.29 | \$22.27 | \$25.05 | \$2.73 | \$3.31 |
| \$0.1000 | \$2.15 | \$2.42 | \$23.44 | \$26.37 | \$2.87 | \$3.49 |
| \$0.1050 | \$2.25 | \$2.54 | \$24.61 | \$27.69 | \$3.01 | \$3.66 |
| \$0.1100 | \$2.36 | \$2.66 | \$25.78 | \$29.01 | \$3.16 | \$3.84 |
| \$0.1150 | \$2.47 | \$2.78 | \$26.96 | \$30.33 | \$3.30 | \$4.01 |
| \$0.1200 | \$2.58 | \$2.90 | \$28.13 | \$31.64 | \$3.45 | \$4.18 |
| \$0.1250 | \$2.68 | \$3.02 | \$29.30 | \$32.96 | \$3.59 | \$4.36 |
| \$0.1300 | \$2.79 | \$3.14 | \$30.47 | \$34.28 | \$3.73 | \$4.53 |

To find the break-even point for operating a high-efficiency heat pump, use the cost per kilowatt-hour tables on page 6.

Minnesota rebate programs



The following rebates and incentive opportunities are available through the 2026 Minnesota Energy Conservation and Optimization (ECO) plan.

Heat pumps

Documentation of qualifying efficiency ratings may be found through AHRI at ahridirectory.org. Indoor and outdoor components must match to qualify for rebates and tax credits. Air-to-water heat pump efficiencies are based on manufacturer specification sheets.

To qualify for our rebates, equipment must meet the performance requirements below.

Minnesota air conditioner (AC) and heat pump rebates

| Type | Configuration | Required ratings* | | Rebate |
|------------------------|-----------------|-------------------|-------|------------|
| | | SEER2 | HSPF2 | |
| ENERGY STAR® AC | Ducted/ductless | ≥ 15.2 | — | \$100/unit |
| Standard heat pump | Ducted/ductless | ≥ 14.3 | ≥ 7.5 | \$300/ton |
| Cold-climate heat pump | Ductless | ≥ 16.0 | ≥ 8.0 | \$600/ton |
| Cold-climate heat pump | Ducted | ≥ 16.0 | ≥ 8.0 | \$800/ton |

| Type | Required ratings | Rebate per ton |
|-------------------------|-----------------------|----------------|
| Air-to-water | COP ≥1.7 A5W110 | \$800 |
| Geothermal: Residential | See table on page 10. | \$1,200 |
| Geothermal: Commercial | | \$900 |

Contractors

Always provide AHRI certificates to your customers for tax and rebate documentation.

Customers

Always get and keep an AHRI certificate for your new system. Submit copies with your rebate application.

BUFFER TANK OR DESUPERHEATER

Add a buffer tank to an ECO-qualified AWHP or a desuperheater to an ECO-qualified GHP installation and receive an additional **\$200-per-ton rebate** when used for domestic hot water preheating. Buffer tank requires heating coils.

Tonnage based on associated heat pump unit. Limit 20 tons.

HEAT PUMP WATER HEATER

A customer who installs a heat pump water heater can receive a **\$200 rebate**.

HEAT PUMPS ON ENERGY CONTROL RECEIVE ADDED BENEFITS!

A customer who installs a **cold-climate** or **geothermal heat pump** on our Dual Fuel, Deferred Load, or RDC rate may receive an additional **\$40-per-ton rebate**. A qualified air-to-water heat pump installed on our Dual Fuel Rate may also be eligible.

- Commercial customers installing an **ECO-eligible heat pump may qualify for financing options in addition to receiving rebates.**
- ECO energy-efficiency rebates won't exceed 75% of project costs. Geothermal heat pump rebates won't exceed 50% of project costs.
- **For more information please review our rebate guidelines on page 2.**

COLD-CLIMATE HEAT PUMPS (CCHPs)

CCHPs operate at an overall seasonal efficiency of 250% or more. They offer customers heating and cooling at a fraction of the cost of fossil fuel systems and deliver comfort down to sub-zero temperatures. **Our rebates make these systems highly cost-effective installations.**



GEOHERMAL HEAT PUMPS (GHPs)

GHPs are clean, safe, efficient, and environmentally friendly and can deliver four to six units of heat for each unit of energy used. As a result, GHPs can reduce annual heating and cooling costs by up to 70%.

Geothermal heat pump ratings

| GHP | Loop type | COP | EER |
|-------------------------------|-------------|-----|------|
| Water to air | Open loop | 4.1 | 21.1 |
| Water to air | Closed loop | 3.6 | 17.1 |
| Water to water | Open loop | 3.5 | 20.1 |
| Water to water | Closed loop | 3.1 | 16.1 |
| Direct exchange | — | 3.6 | 16 |
| GHP single unit \geq 6 tons | — | 3.1 | 13 |


AIR-TO-WATER HEAT PUMPS (AWHPs)

AWHPs improve the efficiency of hydronic underfloor heat storage systems by using free energy available in the air and transferring it through water for heating. This makes an AWHP a great option to upgrade the efficiency of an existing hydronic underfloor heating system or for a new system installation where geothermal might not be feasible. When paired with a buffer tank containing transfer coils, an AWHP can provide added savings by preheating domestic hot water.

QUALITY INSTALLATION REBATE

Opportunities for certified HVAC installers: Put your training and expertise to work for your customers while you build your business. Contractors certified through the following are eligible to offer customers Quality Installation rebates:

- North American Technician Excellence (NATE).
- Minnesota Air Source Heat Pump Collaborative.
- Manufacturer or distributor sponsored training.
- Similar preapproved certifications.

 Visit otpc.com/certification for more information on certification options. Be sure to forward your certifications to us to add to our online Find a contractor tool.

A customer can receive an additional rebate of **\$200 per ton** for a quality heat pump installation and **\$50 per unit** for a quality air-conditioner installation. Applies to central or ductless mini-split systems.

HEAT PUMP AND AIR-CONDITIONING MAINTENANCE TUNE UP

A residential or commercial customer can receive a **\$150 rebate** for a heat pump tune up and a **\$75 rebate** for an air-conditioner tune up. A tune up must be completed by a licensed contractor and include coil cleaning, refrigeration charge check, air filter cleaning, and air flow measurement and correction if not done by homeowner or contractor at equipment installation. A customer can receive one rebate for each account once every ten years.

Electrical panel upgrade

An upgraded electrical panel can save money on energy bills, make future electrical additions easier, and add value to your customer's home.

RESIDENTIAL AND COMMERCIAL CUSTOMERS

- Receive **up to \$1,000** for panel upgrades connecting approved technologies for direct load control programs, including our CoolSavings program and electric water heating bill credit.
- Receive **up to \$2,000** for panel upgrades installing off-peak service and connecting approved technologies for load control programs, including Dual Fuel, thermal storage, electric water heating, and electric vehicle charging.



Electric water heating

A customer that installs a new electric water heater with a uniform energy factor (UEF) of .90 or higher may qualify for a controlled water heater rebate when it's served on our Deferred Load, Dual Fuel, Controlled Water Heating, or Residential Demand Control Rate. Firm service rates also may qualify when an energy control device is connected.



Receive a \$10-per-month bill credit. A customer may choose to connect a radio receiver to their firm service electric panel to avoid the cost of adding an additional service panel and meter.

| Application/size | Kilowatt requirements | Conditions | Rebate |
|--|-----------------------|--|---------|
| ≥ 80-gallon tank | Minimum of 4.5 kW | New controlled load | \$400 |
| ≥ 80-gallon tank | Minimum of 4.5 kW | Replacement controlled load | \$200 |
| ≥ 50-gallon < 80-gallon tank | Minimum of 4.5 kW | New controlled load | \$200 |
| ≥ 50-gallon < 80-gallon tank | Minimum of 4.5 kW | Replacement controlled load | \$100 |
| Minimum 120-gallon storage capacity, heavy duty commercial | Minimum of 12 kW | New or replacement controlled load; \$5,000 maximum rebate | \$50/kW |

Contractors: We don't unlock water heaters. Be sure you have access to electronic or manual keys for the specific brand of water heater sold before installing a locked grid-enabled water heater.

Rebate information on heat pump water heaters can be found on page 15. Controlled service isn't required for a heat pump water heater rebate.

Electric heating technology rebates

Rebates are available for electric heating technologies when a minimum of 9 kilowatts (kW) is permanently connected and served through our Dual Fuel or RDC Rate.

- Receive a **\$20-per-kW rebate** for baseboard, cove heat, garage unit heater, or radiant electric heating including floor warming.*
- Receive a **\$40-per-kW rebate** for an electric plenum heater, electric boiler, ducted electric furnace, ECO-qualified cold-climate or geothermal heat pump, or electric cable or panel storage heating system.**
- Rebate for electric cable or panel storage heating is limited to Dual Fuel Rate installations only. For RDC Rate installations see our thermal-storage rebate on page 13.

*Floor warming is nonstorage heating placed beneath flooring material.

** Electric cable or panel storage heating is limited to installations under new construction slab foundations.



Residential insulation

Customers who use electricity as their main heat source in their homes may receive **up to \$2,800 in rebates** on the cost to purchase and install qualifying insulation improvements. Rebates include:

- **Up to \$1,000** for attic bypass sealing and insulation.
- **Up to \$1,000** for upgraded wall insulation.
- **Up to \$800** for whole-home air sealing.



Rebate is based on 40% of material and installation costs. Homes must achieve qualifying R values. Rebate forms must include type and quantity of insulation installed, description of existing insulation, location in the home where insulation was added, R-value reached after installation, and name of the installer. Program excludes new residential construction.

Window rebates

Customers who use electricity as their main heat source in their homes may receive a **\$25 rebate** per window meeting ENERGY STAR® Version 7.0 Northern Climate Zone requirements. Both new construction and retrofits are eligible.

Window rebates

| Measure | Minimum efficiency requirements | |
|--------------------|--|------------------------------------|
| Window replacement | ENERGY STAR® Version 7.0 Northern Climate Zone | |
| U-factor | Solar heat gain coefficient | Qualification |
| ≤ 0.22 | ≥ 0.17 | ENERGY STAR® Northern Climate Zone |
| 0.23 | ≥ 0.35 | Equivalent energy rating |
| 0.24 | | |
| 0.25 | | |
| 0.26 | ≥ 0.40 | |

Appliance rebates

Receive rebates on eligible, standard-sized ENERGY STAR®-rated appliances.

Eligible appliances include:

Appliance rebates

| Rebate | Appliance |
|--------|---|
| \$200 | Heat pump water heater |
| \$50 | Refrigerator |
| \$50 | Chest or upright freezer |
| \$50 | Dishwasher |
| \$50 | Clothes washer |
| \$50 | Electric clothes dryer |
| \$50 | Heat pump clothes dryer |
| \$50 | Induction cooktop or range with induction cooktop |
| \$25 | Air purifier |
| \$25 | Dehumidifier |



Limit one rebate per appliance type.

Compact refrigerators and freezers less than 7.5 cubic feet don't qualify.

Dehumidifiers must have a minimum capacity of 50 pints per day.

Appliance recycling

Customers may recycle **up to two old, but working, refrigerators or freezers per year**. During the same appointment a customer also may recycle a working, but inefficient, window air conditioner and dehumidifier. Pick up is free with service available May 1 through October 31.

Appliance recycling rebates

| Rebate | Appliance |
|--------|---------------------------------------|
| \$50 | Refrigerator 10 cubic feet and larger |
| \$50 | Freezer 10 cubic feet and larger |
| \$25 | Window air conditioner (limit 2) |
| \$10 | Dehumidifier (limit 2) |



 Visit otpc.com/ApplianceRecycling for more information about scheduling a pickup.

Electric equipment rebates

Customers who purchase new electric technologies can receive rebates.

| Residential new electric equipment | Rebate per unit |
|--|-----------------|
| Push lawnmower | \$250 |
| Riding lawnmower | \$750 |
| Snow blower | \$150 |
| Lawn tools (weed trimmer, leaf blower) | \$25 |

| Commercial new electric equipment | Rebate per unit |
|--|-----------------|
| School bus | \$5,000 |
| Push lawnmower | \$100 |
| Riding lawnmower | \$500 |
| Forklift: Under 6,000-pound lifting capacity | \$2,500 |
| Forklift: Over 6,000-pound lifting capacity | \$3,000 |



Note: Electric autonomous mowers are categorized as a push lawnmower for rebate applications.

Electric vehicle rebates

A customer who purchases an electric vehicle (EV) from a qualified dealer can receive a rebate.

| Electric vehicle type | Rebate per vehicle |
|---|--------------------|
| New Battery Electric Vehicle (BEV) | \$3,000 |
| New Plug-in Hybrid Electric Vehicle (PHEV) | \$1,500 |
| Used Battery Electric Vehicle (BEV) | \$1,500 |
| Used Plug-in Hybrid Electric Vehicle (PHEV) | \$750 |

Note: Used electric vehicles must be purchased from a licensed dealer to be eligible for rebates. Private-to-private sales and leases aren't eligible. For a review of EV usage costs, see page 63.

Electric vehicle charging station

A customer installing a Level 2 electric vehicle charging station as permanently connected load on an eligible rate may qualify for a **\$500 rebate**. Eligible rates include Dual Fuel, Deferred Load, Fixed Time of Service, RDC, and our Electric Vehicle Charging Rate. See page 51.



Smart thermostats

A residential customer who installs a qualified Tier II or Tier III smart thermostat may receive a rebate. Rebate level is dependent on thermostat communication capabilities (tier level) and use of electricity for heating and/or cooling. **Only one rebate per household.** Rebate may not exceed the thermostat invoice amount.

- Rebates of **\$100 for Tier II and \$150 for Tier III** qualifying smart thermostats are available to customers who use central heating electric technologies including air-source heat pumps, geothermal heat pump systems, plenum heaters, and boilers.
- Rebates of **\$100 for Tier III** qualifying **line voltage** smart thermostats are available to customers who use non-central heating electric technologies as their primary heat source, including baseboard.
- Rebates of **\$35 for Tier II and \$50 for Tier III** qualifying smart thermostats are available to customers with electric cooling but without electric heating.



 Find the current list of qualifying smart thermostat models online at otpc.com/SmartThermostats.

Lighting

Customers that install energy-efficient lighting technologies may qualify for rebates as shown in the tables on the following page.

- LED exit lighting doesn't qualify for new construction lighting rebates.

Commercial customers may qualify for all rebates. Rebates for lighting controls are based on total wattage of lighting load connected to the control technology.

Residential customers may qualify for hardwired retrofit replacement and new construction lighting rebates when amounts exceed \$20. Screw-in lighting rebates for retrofit and new construction aren't available except through point-of-sale rebates at participating retail stores.



For more information about fluorescent lamps, high-intensity discharge (HID) lamps and ballasts, and disposal requirements, contact your local county recycling offices.

Or, in Minnesota, call the Minnesota Pollution Control Agency at **800-657-3864**.

In-store rebates are available through select retailers in our area, resulting in greatly discounted purchase prices. No paperwork required! Visit otpc.com/LEDs.

Replacement lighting

| Existing | Replaced with | Rebate per watt saved |
|-------------------------------------|---|-----------------------|
| Low-efficiency incandescent | Screw-in LED indoor (with and without removal prevention devices) | 20¢ |
| | Screw-in LED outdoor (with and without removal prevention devices) | 10¢ |
| | Hard-wired LED indoor | 60¢ |
| | Hard-wired LED outdoor | 40¢ |
| Low-efficiency fluorescent | Hard-wired LED | 60¢ |
| Standard T8 fluorescent lamps | LED lamp-only retrofit | 40¢ |
| Mercury-vapor lamps | Hard-wired LED indoor | 60¢ |
| | Hard-wired LED outdoor | 40¢ |
| | Screw-in LED indoor | 40¢ |
| | Screw-in LED outdoor | 20¢ |
| Standard HID | Hard-wired LED indoor | 60¢ |
| | Hard-wired LED outdoor | 40¢ |
| | Screw-in LED indoor | 40¢ |
| | Screw-in LED outdoor | 20¢ |
| Exit lighting fixtures | High-efficiency exit lighting (based on maximum demand reduction of 20 watts/fixture) | 60¢ |
| Occupancy/daylight sensing controls | | \$200/connected kW |
| Luminaire level lighting controls | | \$200/connected kW |

New construction lighting systems

| Installed lighting | Wattage | Rebate per unit |
|------------------------|----------|-----------------|
| LED fixtures (indoor) | <30 | \$15.00 |
| | 30 to 49 | \$25.00 |
| | 50 to 79 | \$35.00 |
| | 80 to 99 | \$50.00 |
| | >99 | \$75.00 |
| LED fixtures (outdoor) | <30 | \$10.00 |
| | 30 to 49 | \$15.00 |
| | 50 to 79 | \$20.00 |
| | 80 to 99 | \$25.00 |
| | >99 | \$30.00 |
| LED screw-in (indoor) | <10 | \$1.25 |
| | 10 to 24 | \$3.50 |
| | 25 to 49 | \$8.00 |
| | 50 to 75 | \$13.50 |

| Installed lighting | Wattage | Rebate per unit |
|------------------------------------|------------|--------------------|
| LED screw-in (outdoor) | <10 | \$1.00 |
| | 10 to 24 | \$1.50 |
| | 25 to 49 | \$3.50 |
| | 50 to 75 | \$6.00 |
| LED agricultural (indoor) | 100 to 149 | \$85.00 |
| | 150 to 199 | \$125.00 |
| | 200 to 249 | \$175.00 |
| | 250 to 299 | \$200.00 |
| | >300 | \$250.00 |
| Controls (motion/daylight sensors) | | \$200/connected kW |
| Luminaire level lighting controls | | \$200/connected kW |

Screw-in bulb rebates are available for commercial customers only.

Drive Power

ADJUSTABLE-SPEED DRIVES (ASDs)

Reduce energy use up to 50% by installing an ASD to match motor speed to the requirements of a fluctuating load.

- **\$60-per-horsepower rebate**
for nonseasonal centrifugal applications.
- **\$40-per-horsepower rebate**
for seasonal and HVAC centrifugal applications.

ELECTRONICALLY COMMUTATED MOTORS (ECMs)

Rebates are available for commercial customers that retrofit existing exhaust and HVAC fans with energy-efficient ECMs. Rebate is based on motor horsepower.

HAND DRYERS

A commercial customer who purchases an electric hand dryer can receive a **rebate of \$250 per dryer**. Hand dryers must operate without electric heating elements to qualify.

MOTORS

Our motor rebate program encourages industrial, commercial, and agricultural customers to purchase energy efficient new, replacement, or retrofit motors.

- 2007 EISA legislation set NEMA Premium® as the efficiency standard for 1 horsepower to 200 horsepower totally enclosed fan-cooled (TEFC) and open drip-proof (ODP) motors manufactured after December 2010.
- Motor efficiency **must exceed** NEMA Premium® efficiency to qualify for rebates for new motors and replacement of nonoperating motors.
- TEFC and ODP motors replaced prior to failure **must meet** NEMA Premium® efficiency levels to qualify for rebates.
- Certain qualified motors may have limited availability in the market.

System designer or installing contractor must ensure the entire facility complies with the IEEE Standard 519 after completion of the ASD installation or retrofit. Failure to comply with this rule may result in disqualification of any rebate request.

ECM rebate

| Horsepower | Rebate |
|------------|--------|
| 0.125 | \$15 |
| 0.25 | \$30 |
| 0.33 | \$50 |
| 0.50 | \$70 |
| 0.75 | \$100 |
| 1.0 | \$125 |
| 1.5 | \$175 |



Totally enclosed fan-cooled motor rebates

| HP | Percent rated efficiency 1200 RPM | | Percent rated efficiency 1800 RPM | | Percent rated efficiency 3600 RPM | | Rebate per motor |
|-----|--|---------------------------------|--|---------------------------------|--|---------------------------------|------------------|
| | New and replacement of nonoperating motors | Replacement of operating motors | New and replacement of nonoperating motors | Replacement of operating motors | New and replacement of nonoperating motors | Replacement of operating motors | |
| 1 | 84.0 | 82.5 | 86.5 | 85.5 | 78.5 | 77.0 | \$40 |
| 1.5 | 88.5 | 87.5 | 87.5 | 86.5 | 85.5 | 84.0 | \$60 |
| 2 | 89.5 | 88.5 | 87.5 | 86.5 | 86.5 | 85.5 | \$80 |
| 3 | 90.2 | 89.5 | 90.2 | 89.5 | 87.5 | 86.5 | \$90 |
| 5 | 90.2 | 89.5 | 90.2 | 89.5 | 89.5 | 88.5 | \$150 |
| 7.5 | 91.7 | 91.0 | 92.4 | 91.7 | 90.2 | 89.5 | \$230 |
| 10 | 91.7 | 91.0 | 92.4 | 91.7 | 91.0 | 90.2 | \$300 |
| 15 | 92.4 | 91.7 | 93.0 | 92.4 | 91.7 | 91.0 | \$450 |
| 20 | 92.4 | 91.7 | 93.6 | 93.0 | 91.7 | 91.0 | \$600 |
| 25 | 93.6 | 93.0 | 94.1 | 93.6 | 92.4 | 91.7 | \$600 |
| 30 | 93.6 | 93.0 | 94.1 | 93.6 | 92.4 | 91.7 | \$700 |
| 40 | 94.5 | 94.1 | 94.5 | 94.1 | 93.0 | 92.4 | \$800 |
| 50 | 94.5 | 94.1 | 95.0 | 94.5 | 93.6 | 93.0 | \$1,000 |
| 60 | 95.0 | 94.5 | 95.4 | 95.0 | 94.1 | 93.6 | \$1,100 |
| 75 | 95.0 | 94.5 | 95.8 | 95.4 | 94.1 | 93.6 | \$1,200 |
| 100 | 95.4 | 95.0 | 95.8 | 95.4 | 94.5 | 94.1 | \$1,600 |
| 125 | 95.4 | 95.0 | 95.8 | 95.4 | 95.4 | 95.0 | \$2,000 |
| 150 | 96.2 | 95.8 | 96.2 | 95.8 | 95.4 | 95.0 | \$2,400 |
| 200 | 96.2 | 95.8 | 96.5 | 96.2 | 95.8 | 95.4 | \$2,800 |
| 250 | 95.8 | 95.8 | 96.2 | 96.2 | 95.8 | 95.8 | \$3,500 |
| 300 | 95.8 | 95.8 | 96.2 | 96.2 | 95.8 | 95.8 | \$4,200 |
| 350 | 95.8 | 95.8 | 96.2 | 96.2 | 95.8 | 95.8 | \$4,200 |
| 400 | 95.8 | 95.8 | 96.2 | 96.2 | 95.8 | 95.8 | \$5,000 |
| 450 | 95.8 | 95.8 | 96.2 | 96.2 | 95.8 | 95.8 | \$6,000 |
| 500 | 95.8 | 95.8 | 96.2 | 96.2 | 95.8 | 95.8 | \$7,000 |

Open drip-proof motor rebates

| HP | Percent rated efficiency 1200 RPM | | Percent rated efficiency 1800 RPM | | Percent rated efficiency 3600 RPM | | Rebate per motor |
|-----|--|---------------------------------|--|---------------------------------|--|---------------------------------|------------------|
| | New and replacement of nonoperating motors | Replacement of operating motors | New and replacement of nonoperating motors | Replacement of operating motors | New and replacement of nonoperating motors | Replacement of operating motors | |
| 1 | 84.0 | 82.5 | 86.5 | 85.5 | 78.5 | 77.0 | \$40 |
| 1.5 | 87.5 | 86.5 | 87.5 | 86.5 | 85.5 | 84.0 | \$60 |
| 2 | 88.5 | 87.5 | 87.5 | 86.5 | 86.5 | 85.5 | \$80 |
| 3 | 89.5 | 88.5 | 90.2 | 89.5 | 86.5 | 85.5 | \$90 |
| 5 | 90.2 | 89.5 | 90.2 | 89.5 | 87.5 | 86.5 | \$150 |
| 7.5 | 91.0 | 90.2 | 91.7 | 91.0 | 89.5 | 88.5 | \$230 |
| 10 | 92.4 | 91.7 | 92.4 | 91.7 | 90.2 | 89.5 | \$300 |
| 15 | 92.4 | 91.7 | 93.6 | 93.0 | 91.0 | 90.2 | \$450 |
| 20 | 93.0 | 92.4 | 93.6 | 93.0 | 91.7 | 91.0 | \$600 |
| 25 | 93.6 | 93.0 | 94.1 | 93.6 | 92.4 | 91.7 | \$600 |
| 30 | 94.1 | 93.6 | 94.5 | 94.1 | 92.4 | 91.7 | \$700 |
| 40 | 94.5 | 94.1 | 94.5 | 94.1 | 93.0 | 92.4 | \$800 |
| 50 | 94.5 | 94.1 | 95.0 | 94.5 | 93.6 | 93.0 | \$1,000 |
| 60 | 95.0 | 94.5 | 95.4 | 95.0 | 94.1 | 93.6 | \$1,100 |
| 75 | 95.0 | 94.5 | 95.4 | 95.0 | 94.1 | 93.6 | \$1,200 |
| 100 | 95.4 | 95.0 | 95.8 | 95.4 | 94.1 | 93.6 | \$1,600 |
| 125 | 95.4 | 95.0 | 95.8 | 95.4 | 94.5 | 94.1 | \$2,000 |
| 150 | 95.8 | 95.4 | 96.2 | 95.8 | 94.5 | 94.1 | \$2,400 |
| 200 | 95.8 | 95.4 | 96.2 | 95.8 | 95.4 | 95.0 | \$2,800 |
| 250 | 95.4 | 95.4 | 95.8 | 95.8 | 95.0 | 95.0 | \$3,500 |
| 300 | 95.4 | 95.4 | 95.8 | 95.8 | 95.4 | 95.4 | \$4,200 |
| 350 | 95.4 | 95.4 | 95.8 | 95.8 | 95.4 | 95.4 | \$4,200 |
| 400 | 95.8 | 95.8 | 95.8 | 95.8 | 95.8 | 95.8 | \$5,000 |
| 450 | 96.2 | 96.2 | 96.2 | 96.2 | 95.8 | 95.8 | \$6,000 |
| 500 | 96.2 | 96.2 | 96.2 | 96.2 | 95.8 | 95.8 | \$7,000 |

Explosion-proof motor rebates

| HP | Percent rated efficiency 1200 RPM | Percent rated efficiency 1800 RPM | Percent rated efficiency 3600 RPM | Rebate per motor |
|-----|--------------------------------------|--------------------------------------|--------------------------------------|------------------|
| 1 | 82.5 | 84.0 | 76.0 | \$40 |
| 1.5 | 86.5 | 84.0 | 84.0 | \$60 |
| 2 | 85.5 | 85.5 | 84.0 | \$80 |
| 3 | 87.5 | 85.5 | 85.5 | \$90 |
| 5 | 88.5 | 88.5 | 86.5 | \$150 |
| 7.5 | 90.0 | 90.0 | 86.5 | \$230 |
| 10 | 90.0 | 90.0 | 89.5 | \$300 |
| 15 | 91.0 | 91.7 | 90.2 | \$450 |
| 20 | 90.0 | 91.7 | 90.2 | \$600 |
| 25 | 92.0 | 93.0 | 91.0 | \$600 |
| 30 | 92.4 | 93.0 | 91.0 | \$700 |
| 40 | 93.6 | 93.6 | 92.0 | \$800 |
| 50 | 93.6 | 93.6 | 92.4 | \$1,000 |
| 60 | 94.1 | 94.0 | 93.0 | \$1,100 |
| 75 | 94.0 | 94.5 | 93.6 | \$1,200 |
| 100 | 94.5 | 94.5 | 93.6 | \$1,600 |
| 125 | 94.5 | 95.0 | 94.1 | \$2,000 |
| 150 | 95.0 | 95.4 | 94.1 | \$2,400 |
| 200 | 95.0 | 95.8 | 95.0 | \$2,800 |
| 250 | 95.0 | 95.0 | 95.0 | \$3,500 |
| 300 | 95.0 | 95.4 | 95.4 | \$4,200 |

Commercial refrigeration

Commercial refrigeration rebates are available for qualifying high-efficiency refrigeration technologies including LED display case lighting, condenser systems, subcooling

systems, refrigerated display cases, strip curtains, night shades, and air-circulation systems. **Rebates apply to new and retrofit applications unless otherwise noted.**

Commercial refrigeration rebates

| Case measures | Incentive |
|---|-------------------------|
| Antisweat heater controls (retrofit) | \$20/linear ft. of case |
| Antisweat heater controls—condenser-based | \$40/linear ft. of case |
| Case lighting controls (retrofit) | \$60/linear ft. of case |
| Door addition to open cases—cooler (retrofit) | \$50/linear ft. of case |
| Door addition to open cases—freezer (retrofit) | \$75/linear ft. of case |
| High evaporator temperature cases | \$20/linear ft. of case |
| High-efficiency glass doors | \$40/linear ft. of case |
| LED lighting—low-temp | \$100/door |
| LED lighting—mid-temp | \$100/door |
| Night shades—coolers and freezers | \$20/linear ft. of case |
| Replace island case—multideck with doors (retrofit) | \$45/linear ft. of case |
| Thermal expansion valve (TXV) to electronic expansion valve (EEV) | \$15/total rack HP |
| Condenser measures | Incentive |
| Adiabatic condensers (new) | \$45/total rack HP |
| Low-speed condenser fans (new) | \$165/total rack HP |
| Preservation of condenser subcooling (retrofit) | \$40/HP |
| Solid-state condenser fan controls (retrofit) | \$50/HP |

| Fan motor measures | Incentive |
|---|------------|
| High-efficiency evaporator fan motor (new) | \$10/motor |
| High-efficiency evaporator fan motor (retrofit) | \$40/motor |
| Permanent magnet fan motor (new) | \$10/motor |
| Permanent magnet fan motor (retrofit) | \$40/motor |

| Compressor measures | Incentive |
|--|--------------------|
| Conversion to solid-state compressor controls (retrofit) | \$50/HP |
| Digital capacity modulation | \$30/total rack HP |
| Floating head pressure on rack (retrofit) | \$25/HP |
| Floating head pressure (stand alone) | \$60/HP |
| Parallel rack (retrofit) | \$100/HP |

| Other measures | Incentive |
|-------------------------------------|------------------------------|
| Outdoor air cooling (natural cool) | \$2/cfm airflow |
| Strip curtains—coolers and freezers | \$8.50/square ft. of curtain |

Preventive maintenance discounts

| Compressor horsepower serviced | Customer price | Maximum reimbursement |
|--------------------------------|----------------|-----------------------|
| 1 to 30 HP | \$29.95 | \$525 |
| 31 to 100 HP | \$39.95 | \$800 |
| 101 to 200 HP | \$49.95 | \$1,050 |

Refrigeration optimization

This program focuses on customers operating large refrigeration systems with digital control capability. We'll assess savings based on system size, control setting opportunities, and other system characteristics.

Eligible customers can expect to reduce energy costs significantly and improve reliability of refrigeration systems.

We'll reimburse eligible customers up to **\$10,000 toward the cost of a refrigeration optimization study** and up to **\$2,500 toward expenses** for contractor services to implement control setpoint changes. Customers must use our program study provider and receive prior approval to ensure reimbursement.

Commercial food service equipment

Commercial food service equipment rebates are available for ENERGY STAR® electric appliances, including food-holding cabinets, ovens, cooktops, griddles, dishwashers, refrigerators, electric steamers, freezers, and ice machines.

Electric kitchen equipment often provides a competitive advantage over alternate fuels by improving the cooking process, increasing production, improving food and air quality, and reducing kitchen safety hazards.

Commercial food service equipment rebates

| Item | Rebate/unit |
|--|-------------|
| Electric hot food holding cabinets (HFHC) | |
| Full size (20 cubic feet) | \$400 |
| 3/4 size (12 cubic feet) | \$300 |
| Half size (8 cubic feet) | \$200 |
| Electric ovens, cooktops, and griddles | |
| Combination oven | \$700 |
| Convection oven | \$75 |
| Electric fryer or griddle | \$200 |
| Dishwasher (electric water heater required) | |
| High temp booster heater (electric only) | \$200 |
| Low temp | \$400 |
| Under-counter units | \$50 |
| Refrigerator | |
| Less than 30 cubic feet | \$25 |
| 30 cubic feet and larger | \$75 |
| Miscellaneous | |
| Electric steamer | \$600 |
| Freezer | \$75 |
| Ice machine | \$75 |

Publicly Owned Property (POP) Solar

We offer our Publicly Owned Property Solar program to eligible public entities including public education facilities and city, county, or tribal governments. This program is designed to showcase the benefits of solar photovoltaic (PV) generation and support projects that assist local communities. Federal and state incentives can combine with our rebate to reduce or eliminate upfront costs.

POP Solar projects may qualify for an incentive of **\$1,500-per-kilowatt AC** of nameplate-generating capacity, and up to 50% of project installation costs for qualifying solar PV projects.



To qualify, customers must:

- Participate in energy-efficiency projects including implementing any with a simple payback of two years or less based on an assessment by our company of onsite energy-efficiency opportunities.
- Submit cost-effectiveness evaluation of the proposed solar PV installation.
- Use North American Board of Certified Energy Practitioners (NABCEP) certified solar PV installers.
- Develop a community/school/campus awareness, participation, and educational integration plan.
- Select a site that offers optimal solar PV generation potential to maximize the benefits of distributed solar PV installations across our company's Minnesota service area.
- Agree to transfer the renewable energy credits (RECs) from the POP Solar installation to our company.

Our POP Solar rebate may be combined with federal and state incentives. Rebate caps will limit combined incentives not to exceed 100% of project cost.

Custom efficiency project grants

Custom efficiency project grants help customers make efficiency upgrades that benefit their unique business operations. Eligible applications that may qualify include but aren't limited to:

- Air compressors
- Chillers
- Process improvements
- Commercial electric cooking equipment
- Heat-recovery systems
- Building envelope improvements

Grants are calculated based on kilowatt-hours of energy saved, kilowatts of demand reduced, and project costs. Thorough documentation is required for proper evaluation prior to approval. Incentives for grant projects may be capped.

Integrated Building Design Plus

Our FREE design assistance program allows qualifying building owners, architectural and engineering firms, and developers to participate in an integrated design process that puts energy efficiency at the forefront of plans for new construction.

Buildings must be at least 5,000 square feet and exceed baseline energy efficiency by 5% to qualify. Benefits include:

- Free computerized energy-use modeling of design alternatives.
- Reimbursements to your architectural and design teams for time commitments.
- Cash incentives for incorporating energy efficiency into your final building design.
- Review of construction documents to ensure that your final building plans reflect intended efficiency.
- Verification to confirm that your building has been constructed to meet intended efficiency levels.
- Assistance for design professionals in optimizing geothermal heating and cooling opportunities.



The best opportunity to impact the energy use of your new building is during the design phase.

Recommissioning energy studies

Recommissioning and retrocommissioning, both commonly referred to as RCx, are processes that ensure specific building systems perform interactively according to the design intent and the owner's operational needs.

Note: Commercial compressed-air system and refrigeration studies are also available. See pages 23 and 25 for details.

Recommissioning ensures that a previously commissioned building is running at optimal performance.

Retrocommissioning involves tuning up an existing building that never was commissioned formally after construction. The retrocommissioning process identifies less-than-optimal performance in an existing facility's HVAC system and identifies cost-effective energy-saving adjustments.

Several program options are offered.

Pre-approval is required.

TRADITIONAL RCx

Traditional RCx is a six-month or longer study process to gather data on energy-using systems in a commercial building.

The benefits include:

- **A rebate of 30% of the RCx study cost and \$400 per kilowatt saved, up to \$20,000,** for eligible customers upon implementation of required measures.
- Potential energy cost savings up to 20%.
- A more comfortable facility with fewer occupant complaints.
- Longer equipment life.
- A detailed building assessment completed by a qualified engineering professional.

Eligible buildings must contain at least 50,000 square feet of conditioned space.

TURNKEY RCx

Turnkey RCx identifies energy-saving projects and ensures that upgrades are completed on time, so savings of up to 20% on energy bills begin rapidly. The cost of approved Turnkey RCx studies are reimbursed as follows:

- **First half paid** when the study is completed.
- **Second half paid** when implementation of all required efficiency improvements are successfully completed.

Eligible buildings must contain at least 50,000 square feet of conditioned space.

Contact your Energy Management Representative or Industrial Services Engineer (see page 3) early in the development of your project to learn more about these programs.

RCx LITE

RCx Lite offers lower study costs and a shorter timeline with reduced energy-saving requirements. RCx Lite measures may include tuning set points, optimizing controls, and using low- or no-cost upgrades capable of achieving savings of 3% to 12% in most facilities. RCx Lite offers:

- Savings of up to 75% of those achieved in a traditional, but more costly RCx study—often for as little as 25% of the cost.
- A rebate of 50% of the cost of the RCx Lite study up to a maximum of \$10,000 upon completion of required measures.

Eligible buildings must have 25,000 to 50,000 square feet of conditioned space.

TURNKEY RCx LITE

This is a fast-track, low-risk program to help building owners capture energy savings from existing building equipment and operations.

- Customers often cut 5% to 10% of energy costs by participating.
- A rebate up to \$9,500 per participant can cover 100% of the program cost.

Eligible buildings must have a digital control of their building's HVAC equipment via a building automation system (BAS).



North Dakota rebate programs



The following rebates and incentive opportunities are available through our 2026 off-peak program offerings.

Heat pumps

Documentation of qualifying efficiency ratings may be found through AHRI at ahridirectory.org. Air-to-water heat pump (AWHP) efficiencies are based on manufacturer specification sheets.

To qualify for our rebates, equipment must meet the rebate requirements below.

North Dakota heat pump rebates

| Heat pump type | Eligible rates | Rebate per ton | |
|-----------------------|---------------------------------------|----------------|-----------------------|
| Cold-climate ducted | Dual Fuel, Deferred Load, or RDC Rate | \$600 | HSPF2 \geq 7.5 |
| Cold-climate ductless | | \$400 | HSPF2 \geq 7.5 |
| Geothermal | | \$700 | — |
| Air-to-water | Dual Fuel Rate | \$400 | COP \geq 1.7 A5W110 |

To qualify for a rebate:

- A cold-climate or geothermal heat pump system must be served on our Dual Fuel, Deferred Load, or RDC Rate.
- An air-to-water heat pump must be on our Dual Fuel Rate.
- Units must be subject to control according to the rate.
- Systems must be designed to meet heating requirements.
- Rebates totaling more than \$10,000 require prior approval and evaluation.
- See page 2 to learn more about applying for our rebates.

Contractors

Always provide AHRI certificates to your customers for rebate documentation.

Customers

Always get and keep an AHRI certificate for your new system. Submit copies with your rebate application.

GHPs must be installed on an eligible off-peak rate to qualify for our rebate.

GHPs must meet ENERGY STAR® requirements at time of installation to qualify for IRA benefits.

COLD-CLIMATE HEAT PUMPS (CCHPs)

CCHPs operate at an overall seasonal efficiency of 250% or more. They offer customers heating and cooling at a fraction of the cost of fossil fuel systems. Our rebates make these systems cost effective to install and their hyper-efficient operation delivers comfort down to sub-zero temperatures.

GEOHERMAL HEAT PUMPS (GHPs)

GHPs are clean, safe, efficient, and environmentally friendly and can deliver four to six units of heat for each unit of energy used. As a result, GHPs can reduce annual heating and cooling costs by up to 70%.

AIR-TO-WATER HEAT PUMPS (AWHPs)

AWHPs improve the efficiency of hydronic underfloor heat storage systems by using free energy available in the air and transferring it through water for heating. This makes an AWHP an option to upgrade the efficiency of an existing hydronic underfloor heating system or for a new system installation. Systems can include electric resistance backup heating for the coldest weather. And when paired with a buffer tank, an AWHP provides added savings by preheating domestic hot water.

Thermal-storage technologies

A **\$75-per-kilowatt rebate** is available for installation of **up to 500 kilowatts** of thermal-storage applications served on our Deferred Load, RDC, or Fixed Time of Service Rate.

A system must have adequate capacity to heat or cool the space during the maximum control period allowed by the rate to qualify for a rebate. An underfloor system requires a sand base to serve as a heat sink. Qualifying projects must be new installations and a minimum of 9 kilowatts in size.

In combined thermal-storage/air-source heat pump systems, the thermal-storage rebate applies only to the thermal-storage load. Heat pumps may be rebated separately.

Rebates totaling more than \$10,000 require prior approval.


Eligible applications include:

- Central furnaces.
- Room units.
- Underfloor cable or panel systems embedded in sand.
- Electric boilers installed to serve underfloor hydronic systems embedded in sand.
- Ice storage applications.

Electric heating technology rebates

Rebates are available for electric heating technologies when a minimum of 9 kilowatts (kW) is permanently connected and served through our Dual Fuel or RDC Rate.

- Receive a **\$20-per-kW rebate** for baseboard, cove heat, garage unit heater, or radiant electric heating including floor warming.*
- Receive a **\$40-per-kW rebate** for an electric plenum heater, electric boiler, ducted electric furnace, or electric cable or panel storage heating system.**
- Rebate for electric cable or panel storage heating is limited to Dual Fuel Rate installations only. For RDC Rate installations see our thermal-storage rebate on page 30.



*Floor warming is nonstorage heating placed beneath flooring material.

**Electric cable or panel storage heating is limited to installations under new construction slab foundations.

Rebates totaling more than \$10,000 require prior approval.

Electric water heating

A customer that installs a new electric water heater with a uniform energy factor (UEF) of .90 or higher may qualify for a controlled water heater rebate when it's served on our Deferred Load, Dual Fuel, Controlled Water Heating, or Residential Demand Control Rate. Firm service rates also may qualify when a control device is connected.

Receive an \$8-per-month bill credit. A customer may choose to connect a radio receiver to their firm service electric panel to avoid the cost of adding an additional service panel and meter.

Controlled water heating rebates

| Application/size | Kilowatt requirements | Conditions | Rebate |
|--|-----------------------|--|---------|
| ≥ 80-gallon tank | Minimum of 4.5 kW | New controlled load | \$400 |
| ≥ 80-gallon tank | Minimum of 4.5 kW | Replacement controlled load | \$200 |
| ≥ 50-gallon < 80-gallon tank | Minimum of 4.5 kW | New controlled load | \$200 |
| ≥ 50-gallon < 80-gallon tank | Minimum of 4.5 kW | Replacement controlled load | \$100 |
| Minimum 120-gallon storage capacity, heavy duty commercial | Minimum of 12 kW | New or replacement controlled load; \$5,000 maximum rebate | \$50/kW |

Contractors: We don't unlock water heaters. Be sure you have access to electronic or manual keys for the specific brand of water heater sold before installing a locked grid-enabled water heater.

South Dakota rebate programs



The following rebates and incentive opportunities are available through the 2026 South Dakota Energy Efficiency Partnership (EEP) and our off-peak program offerings.

Heat pumps

Documentation of qualifying efficiency ratings may be found through AHRI at ahridirectory.org. Indoor and outdoor components must match to qualify for rebates. Air-to-water heat pump (AWHP) efficiencies are based on manufacturer specification sheets.

To qualify for our rebates, equipment must meet the performance requirements below.

South Dakota air conditioner (AC) and heat pump rebates

| Type | Configuration | Required ratings | | Rebate |
|------------------------|-----------------|------------------|-------|------------|
| | | SEER2 | HSPF2 | |
| ENERGY STAR® AC | Ducted/ductless | ≥ 15.2 | — | \$100/unit |
| Standard heat pump | Ducted/ductless | ≥ 14.3 | ≥ 7.5 | \$300/ton |
| Cold-climate heat pump | Ductless | ≥ 16.0 | ≥ 8.0 | \$500/ton |
| Cold-climate heat pump | Ducted | ≥ 16.0 | ≥ 8.0 | \$700/ton |

Contractors

Always provide AHRI certificates to your customers for rebate documentation.

Customers

Always get and keep an AHRI certificate for your new system. Submit copies with your rebate application.

| Type | Required ratings | Rebate per ton |
|-------------------------|-----------------------|----------------|
| Air-to-water | COP ≥1.7 A5W110 | \$800 |
| Geothermal: Residential | See table on page 34. | \$1,100 |
| Geothermal: Commercial | | \$900 |

HEAT PUMPS ON ENERGY CONTROL RECEIVE ADDED BENEFITS!

A customer who installs a **cold-climate** or **geothermal heat pump** on our Dual Fuel, Deferred Load, or RDC rate may receive an additional **\$100-per-ton rebate**. A qualified air-to-water heat pump installed on our Dual Fuel Rate may also be eligible.

- EEP energy-efficiency rebates won't exceed 75% of project costs. Geothermal heat pump rebates won't exceed 50% of project costs.
- **For more information please review our rebate guidelines on page 2.**

COLD-CLIMATE HEAT PUMPS (CCHPs)

CCHPs operate at an overall seasonal efficiency of 250% or more. They offer customers heating and cooling at a fraction of the cost of fossil fuel systems and deliver comfort down to sub-zero temperatures.

GEOHERMAL HEAT PUMPS (GHPs)

GHPs are clean, safe, efficient, and environmentally friendly and can deliver four to six units of heat for each unit of energy used. As a result, GHPs can reduce annual heating and cooling costs by up to 70%.

Geothermal heat pump ratings

| GHP | Loop type | COP | EER |
|-------------------------------|-------------|-----|------|
| Water to air | Open loop | 4.1 | 21.1 |
| Water to air | Closed loop | 3.6 | 17.1 |
| Water to water | Open loop | 3.5 | 20.1 |
| Water to water | Closed loop | 3.1 | 16.1 |
| Direct exchange | — | 3.6 | 16 |
| GHP single unit \geq 6 tons | — | 3.1 | 13 |

AIR-TO-WATER HEAT PUMPS (AWHPs)

AWHPs improve the efficiency of hydronic underfloor heat storage systems by using free energy available in the air and transferring it through water for heating. This makes an AWHP a great option to upgrade the efficiency of an existing hydronic underfloor heating system or for a new system installation where geothermal might not be feasible. When paired with a buffer tank containing transfer coils, an AWHP can provide added savings by preheating domestic hot water.



GHPs must meet ENERGY STAR® requirements at time of installation to qualify for rebates. If a unit isn't labeled ENERGY STAR®, proof of the minimum COP and EER ratings must be provided with rebate application.

The GHP rebate per ton amount depends on whether the rate serving the account location is classified as residential or commercial.

Electric water heating

A customer that installs a new electric water heater with a uniform energy factor (UEF) of .90 or higher may qualify for a controlled water heater rebate when it's served on our Deferred Load, Dual Fuel, Controlled Water Heating, or Residential Demand Control Rate. Firm service rates also may qualify when an energy control device is connected.



Receive an \$8-per-month bill credit. A customer may choose to connect a radio receiver to their firm service electric panel to avoid the cost of adding an additional service panel and meter.

| Application/size | Kilowatt requirements | Conditions | Rebate |
|--|-----------------------|--|---------|
| ≥ 80-gallon tank | Minimum of 4.5 kW | New controlled load | \$400 |
| ≥ 80-gallon tank | Minimum of 4.5 kW | Replacement controlled load | \$200 |
| ≥ 50-gallon < 80-gallon tank | Minimum of 4.5 kW | New controlled load | \$200 |
| ≥ 50-gallon < 80-gallon tank | Minimum of 4.5 kW | Replacement controlled load | \$100 |
| Minimum 120-gallon storage capacity, heavy duty commercial | Minimum of 12 kW | New or replacement controlled load; \$5,000 maximum rebate | \$50/kW |

Contractors: We don't unlock water heaters. Be sure you have access to electronic or manual keys for the specific brand of water heater sold before installing a locked grid-enabled water heater.

Electric heating technology rebates

Rebates are available for electric heating technologies when a minimum of 9 kilowatts (kW) is permanently connected and served through our Dual Fuel or RDC Rate.

- Receive a **\$20-per-kW rebate** for baseboard, cove heat, garage unit heater, or radiant electric heating including floor warming.*
- Receive a **\$40-per-kW rebate** for an electric plenum heater, electric boiler, ducted electric furnace, or electric cable or panel storage heating system.**
- Rebate for electric cable or panel storage heating is limited to Dual Fuel Rate installations only. For RDC Rate installations see our thermal-storage rebate on page 37.
- Receive a **\$100-per-ton rebate** for qualified heat pumps installed on our Dual Fuel or RDC Rate. **Rebate may be combined with efficiency rebates offered through our heat pump program.**

*Floor warming is nonstorage heating placed beneath flooring material.

**Electric cable or panel storage heating is limited to installations under new construction slab foundations.



Rebates totaling more than \$10,000 require prior approval and evaluation.

Thermal-storage technologies

A **\$75-per-kilowatt (kW) rebate** is available for installation of **up to 500 kilowatts** of thermal-storage applications served on our Deferred Load, RDC, or Fixed Time of Service Rate.

A system must have adequate capacity to heat or cool the space during the maximum control period allowed by the rate to qualify for a rebate. An underfloor system requires a sand base to serve as a heat sink. Qualifying projects must be new installations and a minimum of 9 kW in size.

In combined thermal-storage/heat pump systems, a customer will receive an additional **\$100-per-ton rebate** for an EEP rebate-eligible cold-climate or geothermal heat pump installed on our Deferred Load or RDC Rate. **This rebate may be combined with efficiency rebates offered through our heat pump program.**

Eligible applications include:

- Central furnaces.
- Room units.
- Underfloor cable or panel systems embedded in sand.
- Electric boilers installed to serve underfloor hydronic systems embedded in sand.
- Ice storage applications.

CoolSavings AC cycling

CoolSavings cycled air-conditioning control helps our company manage summer electricity demand. Systems are cycled on and off every 15 minutes during peak events June through September. Setup is free when authorized by the property owner.


- Central air conditioners or heat pumps served through a qualified general service or RDC meter are eligible.
- Systems served through our Deferred Load or Dual Fuel Rates don't qualify.

RESIDENTIAL CUSTOMERS

Receive an average credit of **\$8.25 each month** or **\$33 per season** (June through September).

COMMERCIAL CUSTOMERS

Receive an average credit of **\$6 per ton** of connected cooling load per month June through September.

 Find enrollment forms at otpc.com/CoolSavings.

Operational notes

Please review rate details on page 46 and notices regarding equipment restart delay and low-voltage control strategy on page 54.

Electric vehicle charging station

A customer installing a Level 2 electric vehicle charging station as a permanently connected load on a qualified rate may qualify for a **\$500 rebate**. Eligible rates include Dual Fuel, Deferred Load, Fixed Time of Service, and RDC.



Smart thermostats

A residential customer who installs a qualified Tier II or Tier III smart thermostat may receive a rebate. Rebate level is dependent on thermostat communication capabilities (tier level) and use of electricity for heating and/or cooling. **Only one rebate per household**. Rebate may not exceed the thermostat invoice amount.

- Rebates of **\$100 for Tier II and \$150 for Tier III** qualifying smart thermostats are available to customers who use central heating electric technologies including air-source heat pumps, geothermal heat pump systems, plenum heaters, and boilers.
- Rebates of **\$100 for Tier III** qualifying **line voltage** smart thermostats are available to customers who use non-central heating electric technologies as their primary heat source, including baseboard.
- Rebates of **\$35 for Tier II and \$50 for Tier III** qualifying smart thermostats are available to customers with electric cooling but without electric heating.



 Find the current list of qualifying smart thermostat models online at otpc.com/SmartThermostats.

Lighting

Customers that install energy-efficient lighting technologies may qualify for rebates as shown in the tables below and on the following page.

- Preapproval is required for rebates exceeding \$4,500.
- LED exit lighting doesn't qualify for new construction lighting rebates.

Commercial customers may qualify for all rebates. Rebates for lighting controls are based on total wattage of lighting load connected to the control technology.

Residential customers may qualify for hardwired retrofit replacement and new construction lighting rebates when amounts exceed \$20. Screw-in lighting rebates for retrofit and new construction aren't available except through point-of-sale rebates at participating retail stores.

In-store rebates are available through select retailers in our area, resulting in greatly discounted purchase prices. No paperwork required! Visit otpc.com/LEDs.



For more information about fluorescent lamps, high-intensity discharge (HID) lamps and ballasts, and disposal requirements, refer to the South Dakota Department of Environment and Natural Resources website or call **605-733-3153**.



Replacement lighting

| Existing | Replaced with | Rebate per watt saved |
|-------------------------------------|---|-----------------------|
| Low-efficiency incandescent | Screw-in LED indoor (with and without removal prevention devices) | 10¢ |
| | Screw-in LED outdoor (with and without removal prevention devices) | 5¢ |
| | Hard-wired LED indoor | 25¢ |
| | Hard-wired LED outdoor | 15¢ |
| Low-efficiency fluorescent | Hard-wired LED | 25¢ |
| Standard T8 fluorescent lamps | LED lamp-only retrofit | 15¢ |
| Mercury-vapor lamps | Hard-wired LED indoor | 25¢ |
| | Hard-wired LED outdoor | 15¢ |
| | Screw-in LED indoor | 10¢ |
| | Screw-in LED outdoor | 5¢ |
| Standard HID | Hard-wired LED indoor | 25¢ |
| | Hard-wired LED outdoor | 15¢ |
| | Screw-in LED indoor | 10¢ |
| | Screw-in LED outdoor | 5¢ |
| Exit lighting fixtures | High-efficiency exit lighting (based on maximum demand reduction of 20 watts/fixture) | 25¢ |
| Occupancy/daylight sensing controls | | \$100/connected kW |

MOTORS

Our motor rebate program encourages industrial, commercial, and agricultural customers to purchase energy efficient new, replacement, or retrofit motors.

- 2007 EISA legislation set NEMA Premium® as the efficiency standard for 1 horsepower to 200 horsepower totally enclosed fan-cooled (TEFC) and open drip-proof (ODP) motors manufactured after December 2010.
- Motor efficiency **must exceed** NEMA Premium® efficiency to qualify for rebates for new motors and replacement of nonoperating motors.
- TEFC and ODP motors replaced prior to failure **must meet** NEMA Premium® efficiency levels to qualify for rebates.
- Certain qualified motors may have limited availability in the market.

Totally enclosed fan-cooled motor rebates

| HP | Percent rated efficiency 1200 RPM | | Percent rated efficiency 1800 RPM | | Percent rated efficiency 3600 RPM | | Rebate per motor |
|-----|---|------------------------------------|---|------------------------------------|---|------------------------------------|---------------------|
| | New and replacement of nonoperating motors | Replacement of operating motors | New and replacement of nonoperating motors | Replacement of operating motors | New and replacement of nonoperating motors | Replacement of operating motors | |
| 1 | 84.0 | 82.5 | 86.5 | 85.5 | 78.5 | 77.0 | \$30 |
| 1.5 | 88.5 | 87.5 | 87.5 | 86.5 | 85.5 | 84.0 | \$45 |
| 2 | 89.5 | 88.5 | 87.5 | 86.5 | 86.5 | 85.5 | \$60 |
| 3 | 90.2 | 89.5 | 90.2 | 89.5 | 87.5 | 86.5 | \$70 |
| 5 | 90.2 | 89.5 | 90.2 | 89.5 | 89.5 | 88.5 | \$125 |
| 7.5 | 91.7 | 91.0 | 92.4 | 91.7 | 90.2 | 89.5 | \$175 |
| 10 | 91.7 | 91.0 | 92.4 | 91.7 | 91.0 | 90.2 | \$225 |
| 15 | 92.4 | 91.7 | 93.0 | 92.4 | 91.7 | 91.0 | \$350 |
| 20 | 92.4 | 91.7 | 93.6 | 93.0 | 91.7 | 91.0 | \$450 |
| 25 | 93.6 | 93.0 | 94.1 | 93.6 | 92.4 | 91.7 | \$450 |
| 30 | 93.6 | 93.0 | 94.1 | 93.6 | 92.4 | 91.7 | \$525 |
| 40 | 94.5 | 94.1 | 94.5 | 94.1 | 93.0 | 92.4 | \$600 |
| 50 | 94.5 | 94.1 | 95.0 | 94.5 | 93.6 | 93.0 | \$750 |
| 60 | 95.0 | 94.5 | 95.4 | 95.0 | 94.1 | 93.6 | \$825 |
| 75 | 95.0 | 94.5 | 95.8 | 95.4 | 94.1 | 93.6 | \$900 |
| 100 | 95.4 | 95.0 | 95.8 | 95.4 | 94.5 | 94.1 | \$1,200 |
| 125 | 95.4 | 95.0 | 95.8 | 95.4 | 95.4 | 95.0 | \$1,500 |
| 150 | 96.2 | 95.8 | 96.2 | 95.8 | 95.4 | 95.0 | \$1,800 |
| 200 | 96.2 | 95.8 | 96.5 | 96.2 | 95.8 | 95.4 | \$2,000 |
| 250 | 95.8 | 95.8 | 96.2 | 96.2 | 95.8 | 95.8 | \$2,500 |
| 300 | 95.8 | 95.8 | 96.2 | 96.2 | 95.8 | 95.8 | \$3,000 |
| 350 | 95.8 | 95.8 | 96.2 | 96.2 | 95.8 | 95.8 | \$3,000 |
| 400 | 95.8 | 95.8 | 96.2 | 96.2 | 95.8 | 95.8 | \$3,500 |
| 450 | 95.8 | 95.8 | 96.2 | 96.2 | 95.8 | 95.8 | \$4,000 |
| 500 | 95.8 | 95.8 | 96.2 | 96.2 | 95.8 | 95.8 | \$5,000 |

Open drip-proof motor rebates

| HP | Percent rated efficiency 1200 RPM | | Percent rated efficiency 1800 RPM | | Percent rated efficiency 3600 RPM | | Rebate per motor |
|-----|--|---------------------------------------|--|---------------------------------------|--|---------------------------------------|------------------|
| | New and replacement of nonoperating motors | Replacement of operating motors | New and replacement of nonoperating motors | Replacement of operating motors | New and replacement of nonoperating motors | Replacement of operating motors | |
| 1 | 84.0 | 82.5 | 86.5 | 85.5 | 78.5 | 77.0 | \$30 |
| 1.5 | 87.5 | 86.5 | 87.5 | 86.5 | 85.5 | 84.0 | \$45 |
| 2 | 88.5 | 87.5 | 87.5 | 86.5 | 86.5 | 85.5 | \$60 |
| 3 | 89.5 | 88.5 | 90.2 | 89.5 | 86.5 | 85.5 | \$70 |
| 5 | 90.2 | 89.5 | 90.2 | 89.5 | 87.5 | 86.5 | \$125 |
| 7.5 | 91.0 | 90.2 | 91.7 | 91.0 | 89.5 | 88.5 | \$175 |
| 10 | 92.4 | 91.7 | 92.4 | 91.7 | 90.2 | 89.5 | \$225 |
| 15 | 92.4 | 91.7 | 93.6 | 93.0 | 91.0 | 90.2 | \$350 |
| 20 | 93.0 | 92.4 | 93.6 | 93.0 | 91.7 | 91.0 | \$450 |
| 25 | 93.6 | 93.0 | 94.1 | 93.6 | 92.4 | 91.7 | \$450 |
| 30 | 94.1 | 93.6 | 94.5 | 94.1 | 92.4 | 91.7 | \$525 |
| 40 | 94.5 | 94.1 | 94.5 | 94.1 | 93.0 | 92.4 | \$600 |
| 50 | 94.5 | 94.1 | 95.0 | 94.5 | 93.6 | 93.0 | \$750 |
| 60 | 95.0 | 94.5 | 95.4 | 95.0 | 94.1 | 93.6 | \$825 |
| 75 | 95.0 | 94.5 | 95.4 | 95.0 | 94.1 | 93.6 | \$900 |
| 100 | 95.4 | 95.0 | 95.8 | 95.4 | 94.1 | 93.6 | \$1,200 |
| 125 | 95.4 | 95.0 | 95.8 | 95.4 | 94.5 | 94.1 | \$1,500 |
| 150 | 95.8 | 95.4 | 96.2 | 95.8 | 94.5 | 94.1 | \$1,800 |
| 200 | 95.8 | 95.4 | 96.2 | 95.8 | 95.4 | 95.0 | \$2,000 |
| 250 | 95.4 | 95.4 | 95.8 | 95.8 | 95.0 | 95.0 | \$2,500 |
| 300 | 95.4 | 95.4 | 95.8 | 95.8 | 95.4 | 95.4 | \$3,000 |
| 350 | 95.4 | 95.4 | 95.8 | 95.8 | 95.4 | 95.4 | \$3,000 |
| 400 | 95.8 | 95.8 | 95.8 | 95.8 | 95.8 | 95.8 | \$3,500 |
| 450 | 96.2 | 96.2 | 96.2 | 96.2 | 95.8 | 95.8 | \$4,500 |
| 500 | 96.2 | 96.2 | 96.2 | 96.2 | 95.8 | 95.8 | \$5,000 |

Explosion-proof motor rebates

| HP | Percent rated efficiency 1200 RPM | Percent rated efficiency 1800 RPM | Percent rated efficiency 3600 RPM | Rebate per motor |
|-----|--------------------------------------|--------------------------------------|--------------------------------------|------------------|
| 1 | 82.5 | 84.0 | 76.0 | \$30 |
| 1.5 | 86.5 | 84.0 | 84.0 | \$45 |
| 2 | 85.5 | 85.5 | 84.0 | \$60 |
| 3 | 87.5 | 85.5 | 85.5 | \$70 |
| 5 | 88.5 | 88.5 | 86.5 | \$125 |
| 7.5 | 90.0 | 90.0 | 86.5 | \$175 |
| 10 | 90.0 | 90.0 | 89.5 | \$225 |
| 15 | 91.0 | 91.7 | 90.2 | \$350 |
| 20 | 90.0 | 91.7 | 90.2 | \$450 |
| 25 | 92.0 | 93.0 | 91.0 | \$450 |
| 30 | 92.4 | 93.0 | 91.0 | \$525 |
| 40 | 93.6 | 93.6 | 92.0 | \$600 |
| 50 | 93.6 | 93.6 | 92.4 | \$750 |
| 60 | 94.1 | 94.0 | 93.0 | \$825 |
| 75 | 94.0 | 94.5 | 93.6 | \$900 |
| 100 | 94.5 | 94.5 | 93.6 | \$1,200 |
| 125 | 94.5 | 95.0 | 94.1 | \$1,500 |
| 150 | 95.0 | 95.4 | 94.1 | \$1,800 |
| 200 | 95.0 | 95.8 | 95.0 | \$2,000 |
| 250 | 95.0 | 95.0 | 95.0 | \$2,500 |
| 300 | 95.0 | 95.4 | 95.4 | \$3,000 |

Custom efficiency project grants

Custom efficiency project grants help customers make efficiency upgrades that fit their unique business operations. Eligible applications that may qualify include but aren't limited to:

- Air compressors
- Chillers
- Process improvements
- Commercial electric cooking equipment
- Heat-recovery systems
- Building envelope improvements

Grants are calculated based on kilowatt-hours of energy saved, kilowatts of demand reduced, and project costs. Thorough documentation is required for proper evaluation prior to approval. Incentives for grant projects may be capped.

Rates and resources

Off-peak rates and energy control

Approximately one-third of our customers participate in one of our off-peak rates. As partners with us, they permit us to shut off a predetermined portion of their electric load during peak, test, high-energy price, maintenance, or emergency periods.

THE RESULT IS MONEY SAVED

Our off-peak rates offer discounted prices—some up to half our average price of electricity charges.

In addition to providing our customers with low-cost electricity, energy-management programs help us manage electrical loads on our system by reducing peak demand levels. That benefits both our customers and us.

SIGN UP FOR UPDATES

To assist customers who partner with us in load management, we provide information about energy-control periods.

- **Visit otpc.com/EnergyControl** to view energy management events from the past 48 hours as well as upcoming expected events.
- **Register online for alerts** and we'll send messages about control activity for the location and rate associated with your account.

Three types of alerts are available:

1. **Anticipated control notifications** inform recipients when we expect to control energy but haven't yet started.
2. **Actual control notifications** inform recipients when control begins and ends on our system.
3. **Day-ahead declared peak-pricing notifications** are for customers on our General Service Time of Use and Irrigation Rates and include peak pricing cost per kilowatt-hour and hours of application.

PROPER INSTALLATIONS ON CONTROLLED SERVICE RATES

We'll supply and maintain the necessary metering, penalty metering, and control equipment for the rates described on the following pages.

Customers pay for all associated equipment beyond our point of connection, such as electric service panels, wiring, and controls.

Controlled-service systems must be permanently connected and interruptible. Systems that don't interrupt loads during control events in accordance with rate requirements are subject to penalty charges and removal from the controlled-service rate.

The controlled-service meter and controlling devices must be wired separately and located adjacent to each other. With prior approval, a control device may be located inside the building adjacent to the customer's main disconnects.

Installation diagrams are provided on pages 55-59.

Water Heating Control Rate

Electric water heating is energy efficient and clean. And our Water Heating Control Rate can save customers up to 30% compared to our standard price of electricity.

Low-cost option: Customers not interested in, or not able to install separate service panels, may receive monthly bill credits in return for allowing us to control water heaters wired to their firm service meters. **Bill credits average \$8 to \$10 each month (varies by state).**

Save even more! Water heaters also may be installed on certain electric space-heating rates, including our Dual Fuel, Deferred Load, and Residential Demand Control Rates, which offer greater savings.

In all cases an electrician must provide wiring to our radio receiver.

Heat pump water heaters can also qualify for load control. Before installing a heat pump water heater on a load control rate, please check with the manufacturer to ensure equipment operates seamlessly with our load-control operations.

REBATES AVAILABLE


Rebates are available for new electric water-heating installations with proof of a uniform energy factor (UEF) of .90 or higher when installed on a qualified off-peak rate.

Controlled water heating rebates

| Application/size | Kilowatt requirements | Conditions | Rebate |
|--|-----------------------|--|---------|
| ≥ 80-gallon tank | Minimum of 4.5 kW | New controlled load | \$400 |
| ≥ 80-gallon tank | Minimum of 4.5 kW | Replacement controlled load | \$200 |
| ≥ 50-gallon < 80-gallon tank | Minimum of 4.5 kW | New controlled load | \$200 |
| ≥ 50-gallon < 80-gallon tank | Minimum of 4.5 kW | Replacement controlled load | \$100 |
| Minimum 120-gallon storage capacity, heavy duty commercial | Minimum of 12 kW | New or replacement controlled load; \$5,000 maximum rebate | \$50/kW |

CONTROL LIMITS AND COST OF ENERGY

- Rates permit control throughout the year for up to 14 hours a day.
- We interrupt long control periods whenever possible to allow your water heater to recover.
- Rates vary by season with winter-season rates applied October 1 through May 31 and summer-season rates June 1 through September 30.
- Cost-of-energy charges apply.

 A customer may receive a bill credit each month with a simple installation. Learn more at otpc.com/WaterHeating.

Air-conditioning control

Our CoolSavings air-conditioning control program helps us manage summer electricity demand. Participants allow us to cycle their central cooling systems on and off every 15 minutes **only** during summer-season peak events.

To qualify:

- The property owner must authorize enrollment.
- The cooling system must be served through a general service or Residential Demand Control meter.
- System must include a disconnect on the outside of the building.
- Window and ductless air-conditioning units don't qualify.
- Systems served through Deferred Load and Dual Fuel Rates don't qualify.

SETUP IS FREE. SAVE ALL SUMMER!

- We install a radio receiver.
- Residential participants receive an average credit of **\$8.25 each month** (June through September in Minnesota and South Dakota, and May through October in North Dakota).
- Commercial customers receive an average credit of **\$6 per ton** of connected cooling load per month June through September in Minnesota and South Dakota, and May through October in North Dakota.

We reserve the right to deny participation for limited-use structures.

OPERATIONAL NOTES

Please review the notices regarding equipment restart delay and low-voltage control strategy on page 54.

CONTROL LIMITS

- Summer-season control applies June 1 through September 30 with a maximum of 300 hours of cycled control permitted.
- In place of cycled control, commercial customers with dual stage air conditioners may have the first stage run without interruption while the second stage is shut off during the entire control event.



 For enrollment forms visit otpc.com/CoolSavings.

Fixed Time of Service Rate

Customers can cut energy costs by more than half when they recharge their heat-storage or cooling-storage systems overnight, taking advantage of energy generated during off-peak hours. That's big savings!

REBATES AVAILABLE

To qualify for a rebate, a thermal-storage heating or cooling system must be appropriately sized to create an adequate heat store during the eight hours a day that it's energized.

Level 2 electric vehicle charging equipment may be added to this rate and qualify for rebates when permanently connected, metered, and subject to service according to the rate.

Fixed Time of Service Rate rebates

| Application | Rebate |
|---|---------|
| Thermal storage (up to 500 kW in ND and SD) | \$75/kW |
| Level 2 electric vehicle charging station | \$500 |

A minimum of 9 kW of thermal storage is required to qualify for a rebate.

SCHEDULE AND COST OF ENERGY

- We energize fixed-time-of-delivery loads during predetermined off-peak hours between 10 p.m. and 6 a.m., 365 days a year.
- Rates vary by season with winter-season rates applied October 1 through May 31 and summer-season rates June 1 through September 30.
- Cost-of-energy charges apply.
- Systems must be permanently connected and service interrupted between 6 a.m. and 10 p.m.
- Systems with metered use between 6 a.m. and 10 p.m. are subject to penalty charges, and application of this rate may be discontinued.

Dual Fuel Rate

A customer may qualify for a rate of about half our standard price when they install a dual-fuel system that uses off-peak electricity as their main heating fuel. A secondary natural gas, propane, or fuel oil system supplies heat during control periods. The switch from electricity to the secondary fuel and back to electricity is accomplished automatically with radio signals.

SUMMER-SEASON CYCLING

Heat pumps are eligible for cycled control during occasional summer-season peak events. Cycling provides 15 minutes of control followed by 15 minutes of service. Cycling occurs only during peak periods when energy control is needed and allows spaces to remain cool and comfortable.

REBATES AVAILABLE

In addition to qualified electric-heating applications, water-heating equipment and Level 2 electric vehicle charging equipment added to this rate may qualify for rebates when permanently connected, metered, and subject to control.

CONTROL LIMITS AND COST OF ENERGY

- Two Dual Fuel Rates are available. One applies to systems with current transformer (CT) metering. The other is for systems installed with standard metering.
- Summer-season cycling of heat pump loads is available.
- This rate permits control for up to 24 hours a day with water heater control limited to 14 hours a day.
- Rates vary by season with winter-season rates applied October 1 through May 31 and summer-season rates June 1 through September 30.
- Cost-of-energy charges apply.
- Controlled-service systems must be permanently connected and interruptible. Systems that don't interrupt loads during control events may be subject to penalty charges, and application of this rate may be discontinued.

Off-peak Electric Vehicle Rate (Minnesota only)

With our Drive On Off-peak Electric Vehicle Rate, Minnesota customers can recharge their electric vehicles overnight for less. On this rate, energy is delivered only between 10 p.m. and 6 a.m. to take advantage of the lowest priced off-peak energy. Eligibility requirements include proof of electric vehicle ownership and appropriate electrical service interconnection facilities.

Electric vehicle charging rebate

| Application | Rebate |
|--------------------------|--------|
| Level 2 charging station | \$500 |

Note: Rebates on Level 2 electric vehicle charging equipment are available to customers in all states when installed as permanently connected additional load on a qualified off-peak rate.

SCHEDULE AND COST OF ENERGY

- We energize off-peak electric vehicle loads served on our Off-peak Electric Vehicle Rate during predetermined off-peak hours between 10 p.m. and 6 a.m., 365 days a year.
- Rates vary by season with winter-season rates applied October 1 through May 31 and summer-season rates June 1 through September 30.
- Cost-of-energy charges apply.
- Systems must be interrupted between 6 a.m. and 10 p.m.

Outdoor Lighting Rate

Outdoor Lighting Rates are available to supply lighting fixtures that are owned by our company and the energy to operate them in a single monthly charge. Charges vary by state and equipment type. Charges listed below were in effect on January 1, 2023, in Minnesota; March 15, 2025, in North Dakota; and May 1, 2021, in South Dakota.

LED Outdoor Lighting Rates

| LED Type 1 | Approximate lumens | Approximate wattage | Minnesota charge | North Dakota charge | South Dakota charge |
|-------------------------------|--------------------|---------------------|------------------|---------------------|---------------------|
| LED5 | 5,175 | 47 | \$8.21 | \$9.31 | \$7.97 |
| LED8 | 9,003 | 76 | \$15.48 | \$17.37 | \$13.92 |
| LED3PT | 2,759 | 26 | \$10.08 | \$12.53 | \$9.70 |
| LED5PT | 5,404 | 47 | \$12.87 | \$15.96 | \$12.28 |
| LED10 | 12,388 | 95 | \$16.53 | \$19.66 | \$15.93 |
| LED13 | 16,691 | 133 | \$20.60 | \$25.86 | \$19.83 |
| LED20—Flood | 23,067 | 199 | \$20.16 | \$23.75 | \$19.19 |
| LED30—Flood | 32,003 | 261 | \$38.39 | \$38.75 | \$32.92 |
| LED Type 2—Metered at primary | | | | | |
| PLED5 | 5,175 | 47 | \$7.34 | \$8.70 | \$7.48 |
| PLED8 | 9,003 | 76 | \$14.07 | \$16.37 | \$13.12 |
| PLED3PT | 2,759 | 26 | \$9.60 | \$12.19 | \$9.43 |
| PLED5PT | 5,404 | 47 | \$12.00 | \$15.34 | \$11.79 |
| PLED10 | 12,388 | 95 | \$14.76 | \$18.41 | \$14.93 |
| PLED13 | 16,691 | 133 | \$18.13 | \$24.10 | \$18.43 |
| PLED20—Flood | 23,067 | 199 | \$16.46 | \$21.14 | \$17.10 |
| PLED30—Flood | 32,003 | 261 | \$33.54 | \$35.30 | \$30.17 |

Appropriate standard wood pole is included in monthly charge.

Aluminum alloy poles and LED flood visor options available for an added charge.

| Optional equipment | Description | Minnesota charge | North Dakota charge | South Dakota charge |
|-----------------------------|---------------------|------------------|---------------------|---------------------|
| Standard 30 foot | Aluminum alloy pole | \$11.67 | \$26.61 | \$11.67 |
| Standard 40 foot | Aluminum alloy pole | \$10.87 | \$27.94 | \$10.87 |
| Lighting visor LED 20—Flood | LED flood visor | \$0.76 | \$0.95 | \$0.76 |
| Lighting visor LED 30—Flood | LED flood visor | \$1.38 | \$1.73 | \$1.38 |

| Decorative lights | Approximate lumens | Approximate wattage | Minnesota charge | North Dakota charge | South Dakota charge |
|----------------------|--------------------|---------------------|------------------|---------------------|---------------------|
| DLEDA7 (Arlington) | 5,837 | 66 | \$87.77 | \$109.84 | \$87.77 |
| DLEDG7 (Granville) | 7,440 | 68 | \$86.11 | \$107.76 | \$86.11 |
| DLEDE 17 (Esplanade) | 20,000 | 170 | \$110.56 | \$138.36 | \$111.27 |

Arlington and Granville models include black aluminum 14-foot pole.

Esplanade includes black aluminum 30-foot pole.

NOTICE

Regarding our CoolSavings air-conditioning cycling program

1. Equipment restart delay

The radio receivers we install for our energy control programs are factory programmed with a **Cold-load Pick-up (CLP) feature**. The CLP feature will delay equipment operation for **30 minutes** should power be interrupted for any reason. This delay will occur if power is cut during an HVAC service call or due to an unexpected power outage.

This feature is a common and normal manufacturer feature.

Customers should expect a full 30-minute delay before air conditioning will operate if power has been interrupted at the circuit breaker or through a power outage.

HVAC and electrical technicians completing maintenance calls should be aware of and expect this delay.

The CLP feature is manually disabled on radios installed to serve Irrigation and Large Dual Fuel Rates.

2. Low-voltage control strategy

Our cooling equipment load control devices are connected through the **cooling system's low voltage (24-volt) side**. Line voltage power load isn't interrupted. This safeguards equipment, enabling it to complete the refrigeration cycle and preventing any restarts at high head pressure.

If you're aware of any contrary installations, please call our Idea Center at 800-493-3299.

NOTICE

Unintended control of central air conditioners wired to Electro Industries plenum heaters

A customer whose central air conditioner is wired to their thermostat through the Electro Industries plenum heater control board may experience control of their air conditioner when our company initiates control of the off-peak meter.

This unintended control could affect a central air conditioner wired and served through a firm service meter (not enrolled in an energy control program).

A customer may contact their HVAC contractor to request a service call if they believe their system is broken.

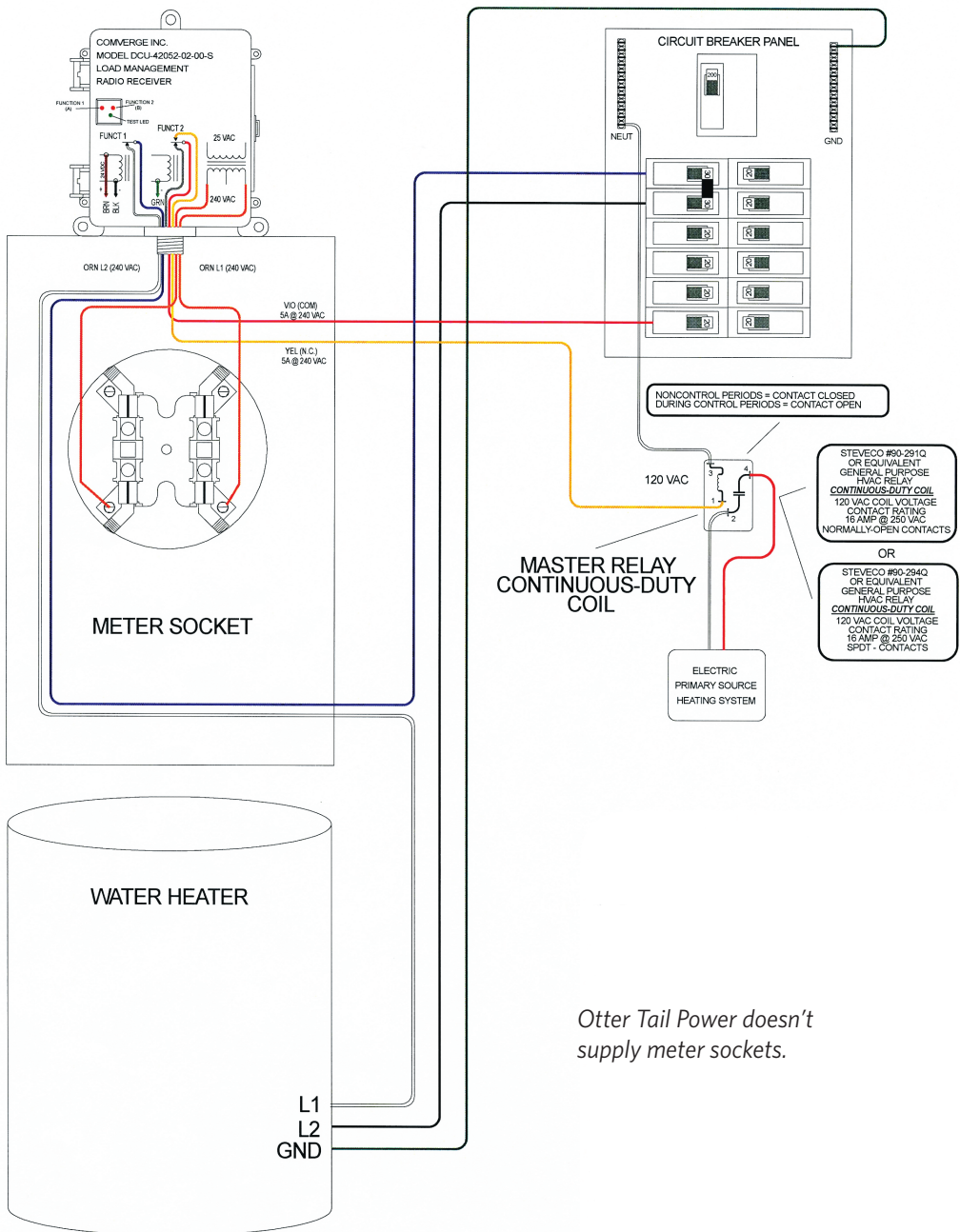
A correction to the wiring configuration is required to avoid control of central air conditioners wired through the general (or firm) service.

Please note:

- All equipment wired through the off-peak meter must remain available for control during peak conditions. Circumventing control for loads enrolled in off-peak programs is fraud and penalties apply.
- Customers with heat pumps served through our Dual Fuel or other off-peak rates should request to move to our **Dual Fuel or Deferred Load Rate**.

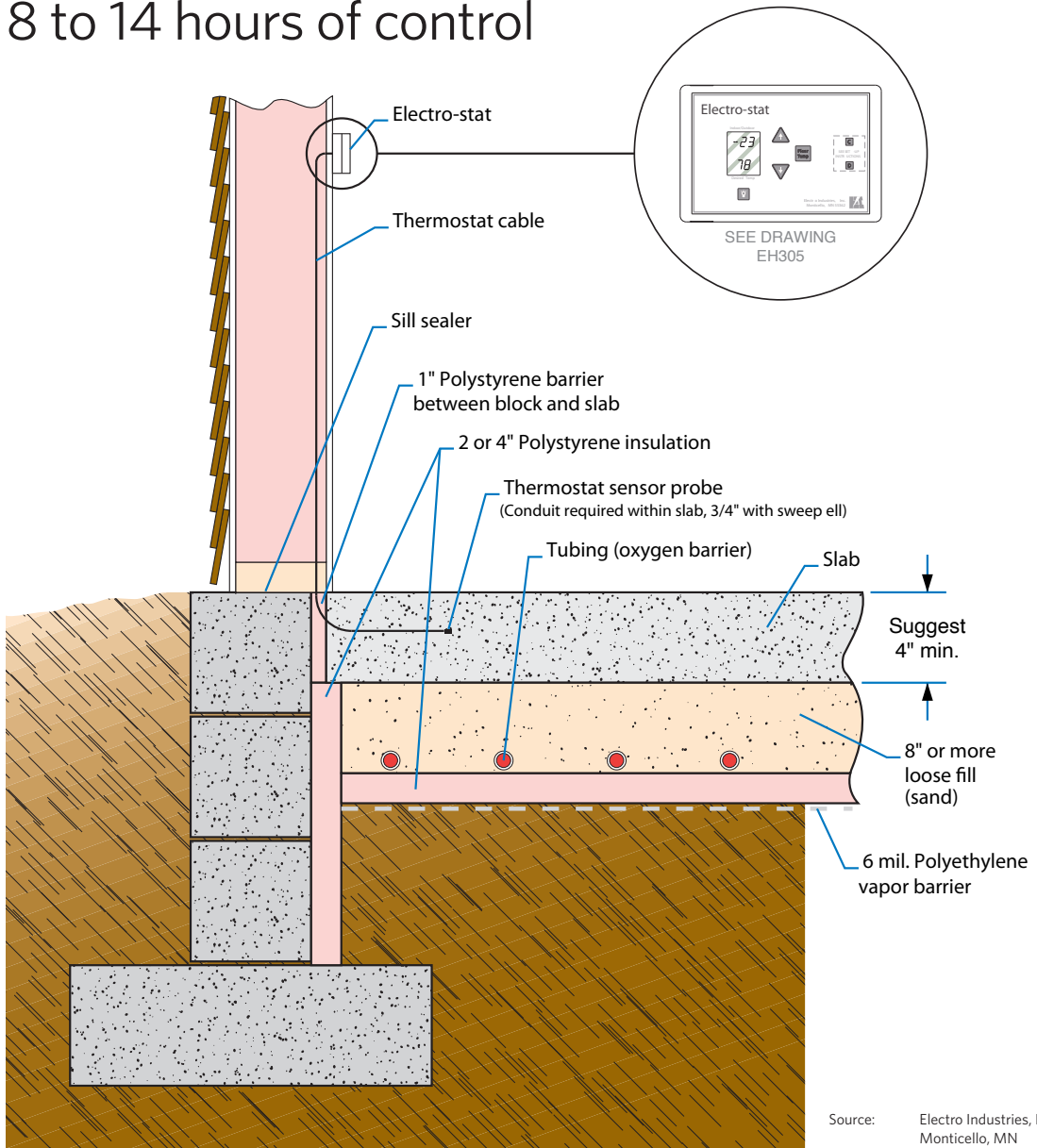
If you have questions, please contact Electro Industries directly. For rate-related questions, please call your local Energy Management Representative. (See page 3.)

Generic off-peak meter socket and wiring diagram



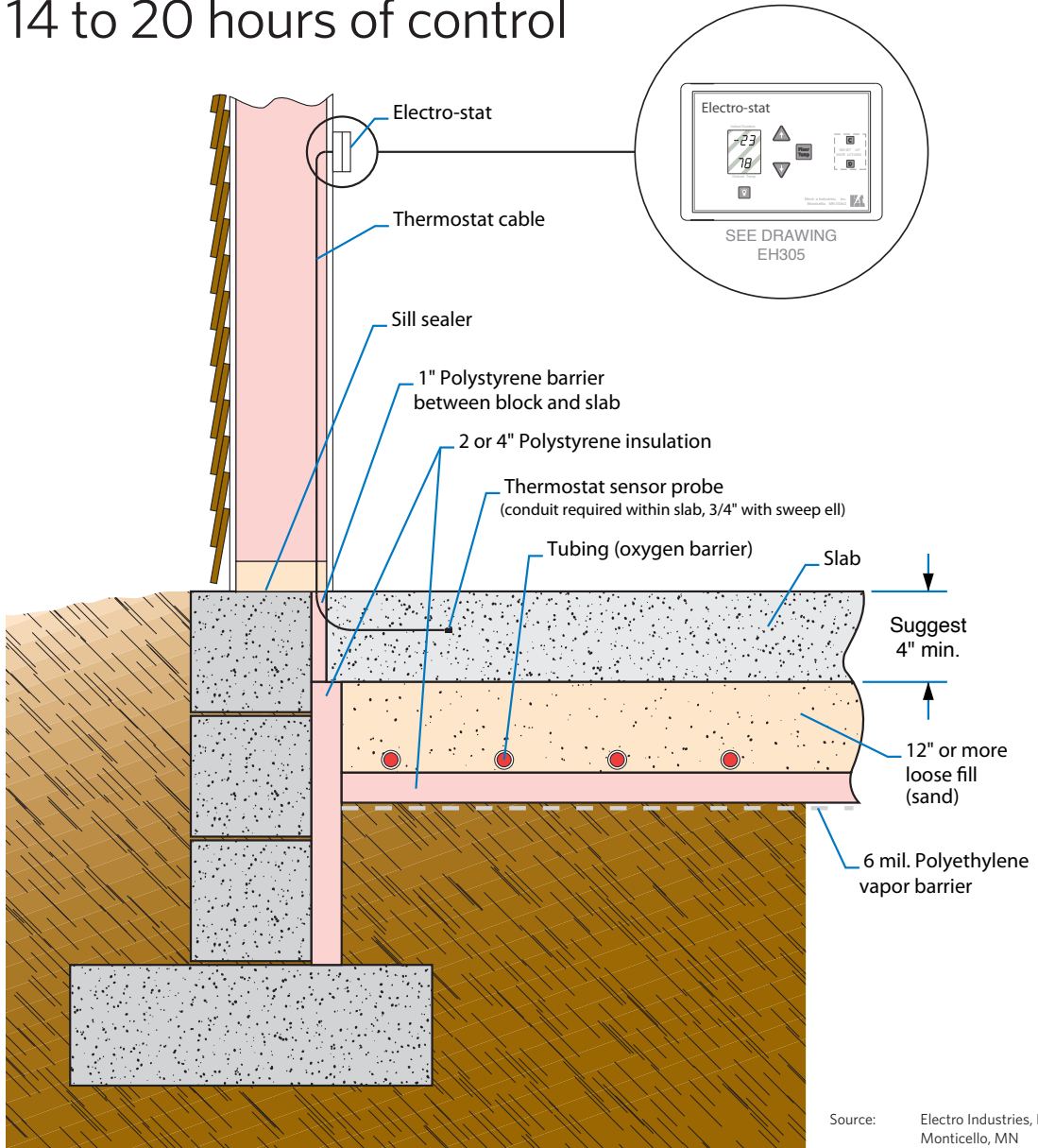
Otter Tail Power doesn't supply meter sockets.

Underfloor thermal storage 8 to 14 hours of control



Source: Electro Industries, Inc. Monticello, MN

Underfloor thermal storage 14 to 20 hours of control



Source: Electro Industries, Inc.
Monticello, MN

Appliance energy-use chart

Cost calculations are intended to be examples only and are based on a per-kilowatt-hour rate of 10.84¢ for firm service, off-peak water-heating rate of 8¢ a kilowatt-hour, and

off-peak heating rate of 4.76¢ a kilowatt-hour. Your actual price may vary by your state, season, and rate. All cost calculations are rounded to the nearest kilowatt-hour and cent.

Seasonal use

| HEATING AND COOLING | | | | | | |
|--|-----------------|---------------------------|---------------------------|--------------|--------------|----------|
| Detail | Approx. wattage | Summer-season cooling kWh | Winter-season heating kWh | Cooling cost | Heating cost | |
| Cold-climate heat pump—3 ton operating to 0°F, 8.1 HSPF2 | 3,700 | 1,061 | 9,648 | \$119.79 | \$1,089.26 | |
| Cold-climate heat pump—3 ton operating to 0°F, 8.1 HSPF2 | off-peak rate | 3,700 | 1,061 | 9,648 | \$69.07 | \$628.08 |

A cold-climate heat pump provides 100% of cooling and 87% of heating requirements with energy efficiency of 170% or higher!

| COOLING ONLY | | | | | | | |
|------------------------------|-----------------|-----------------|------------------|---------|----------|----------|-----------|
| Detail | Approx. wattage | Low hrs. of use | High hrs. of use | Low kWh | High kWh | Low cost | High cost |
| A/C room—9,000 Btu | 1,050 | 120 | 126 | 756 | \$14.22 | \$85.34 | \$85.34 |
| A/C central—15 SEER, 2.5 ton | 2,000 | 240 | 480 | 1,720 | \$54.19 | \$194.17 | \$194.17 |
| ASHP—15 SEER, 2.5 ton | off-peak rate | 2,000 | 240 | 480 | 1,720 | \$31.27 | \$112.06 |

Monthly usage calculations

| MONTHLY—HEATING AND COOLING | | | | | | | |
|---|-----------------|-----------------|------------------|---------|----------|----------|-----------|
| Detail | Approx. wattage | Low hrs. of use | High hrs. of use | Low kWh | High kWh | Low cost | High cost |
| Baseboard heater (4 ft., 250 watts/ft.) | 1,000 | 100 | 200 | 100 | 200 | \$11.29 | \$22.58 |
| Fan—ceiling | 60 | 15 | 330 | 1 | 20 | \$0.11 | \$2.26 |
| Fan—portable | 115 | 18 | 52 | 2 | 6 | \$0.23 | \$0.68 |
| Furnace fan motor—intermittent | 350 | 160 | 415 | 56 | 145 | \$6.32 | \$16.37 |
| Furnace fan motor—continuous | 350 | 720 | 720 | 252 | 252 | \$28.45 | \$28.45 |
| Heat recovery air exchanger | 125 | 300 | 720 | 38 | 90 | \$4.29 | \$10.16 |
| Portable heater | 1,500 | 30 | 300 | 45 | 450 | \$5.08 | \$50.80 |

| WATER HEATING | | | | | | | |
|---|-----------------|---------|----------|----------|-----------|---------|--|
| Detail | Approx. wattage | Low kWh | High kWh | Low cost | High cost | | |
| Water heater on our off-peak water-heating rate: \$0.0706 | | | | | | | |
| Family of 6 | off-peak rate | 4,500 | 540 | 725 | \$38.11 | \$51.17 | |
| Family of 4 | off-peak rate | 4,500 | 360 | 485 | \$25.41 | \$34.23 | |
| Family of 2 | off-peak rate | 4,500 | 180 | 245 | \$12.70 | \$17.29 | |
| Water heater on our off-peak heating rate: \$0.0651 | | | | | | | |
| Family of 6 | off-peak rate | 4,500 | 540 | 725 | \$35.18 | \$47.23 | |
| Family of 4 | off-peak rate | 4,500 | 360 | 485 | \$23.45 | \$31.60 | |
| Family of 2 | off-peak rate | 4,500 | 180 | 245 | \$11.73 | \$15.96 | |

WATER HEATING CONTINUED

| Detail | Approx. wattage | Low hrs. of use | High hrs. of use | Low kWh | High kWh | Low cost | High cost |
|--|-----------------|-----------------|------------------|---------|----------|----------|-----------|
| Heat pump water heater 3.24 EF, heat pump mode | 500 | — | — | 77 | 112 | \$8.69 | \$12.64 |
| Hot tub 4-person, circulating pump | 1,500 | 30 | 45 | 45 | 68 | \$5.08 | \$7.68 |
| Hot tub 4-person inside, 120 volt heater | 1,500 | 120 | 180 | 180 | 270 | \$20.32 | \$30.48 |
| Hot tub 4-person outside, 120 volt heater | 1,500 | 90 | 540 | 135 | 810 | \$15.24 | \$91.44 |
| Hot tub 4-person inside, 240 volt heater | 6,000 | 30 | 45 | 180 | 270 | \$20.32 | \$30.48 |
| Hot tub 4-person outside, 240 volt heater | 6,000 | 90 | 135 | 540 | 810 | \$60.96 | \$91.44 |

KITCHEN APPLIANCES

| Detail | Approx. wattage | Low hrs. of use | High hrs. of use | Low kWh | High kWh | Low cost | High cost |
|--|-----------------|-----------------|------------------|---------|----------|----------|-----------|
| Dishwasher | 1,300 | 8 | 40 | 10 | 52 | \$1.13 | \$5.87 |
| Coffeemaker | 1,000 | 4 | 30 | 4 | 30 | \$0.45 | \$3.39 |
| Frying pan | 1,150 | 5 | 15 | 6 | 17 | \$0.68 | \$1.92 |
| Microwave | 1,100 | 5 | 15 | 6 | 17 | \$0.68 | \$1.92 |
| Toaster oven | 1,500 | 2 | 15 | 1 | 23 | \$0.11 | \$2.60 |
| Range | | | | | | | |
| Broiler | 3,000 | 1 | 10 | 3 | 30 | \$0.34 | \$3.39 |
| Oven | 3,500 | 10 | 50 | 35 | 175 | \$3.95 | \$19.76 |
| Small element | 1,200 | 10 | 25 | 12 | 30 | \$1.35 | \$3.39 |
| Large element | 2,300 | 10 | 25 | 23 | 58 | \$2.60 | \$6.55 |
| Self-cleaning cycle only | 3,200 | 3 | 6 | 10 | 19 | \$1.13 | \$2.14 |
| Refrigerator/freezer | | | | | | | |
| Non frost free 17 cubic feet | 500 | 150 | 300 | 75 | 150 | \$8.47 | \$16.93 |
| ENERGY STAR® frost free 19 cubic feet | 400 | 150 | 300 | 60 | 120 | \$6.77 | \$13.55 |
| Freezer ENERGY STAR® 19-22 cubic feet—chest | 350 | 180 | 420 | 63 | 147 | \$7.11 | \$16.59 |
| Refrigerator/freezer non frost free 17 cubic feet | 500 | 150 | 300 | 75 | 150 | \$8.47 | \$16.93 |
| Refrigerator/freezer ENERGY STAR® frost free 19 cubic feet | 400 | 150 | 300 | 60 | 120 | \$6.77 | \$13.55 |

HOUSEHOLD APPLIANCES

| Detail | Approx. wattage | Low hrs. of use | High hrs. of use | Low kWh | High kWh | Low cost | High cost |
|---------------------|-----------------|-----------------|------------------|---------|----------|----------|-----------|
| Clothes dryer | 5,000 | 6 | 28 | 30 | 140 | \$3.39 | \$15.80 |
| Clothes washer | 500 | 7 | 40 | 4 | 40 | \$0.45 | \$4.52 |
| Dehumidifier | 350 | 120 | 720 | 42 | 252 | \$4.74 | \$28.45 |
| Humidifier—portable | 100 | 90 | 300 | 9 | 30 | \$1.02 | \$3.39 |

| TELEVISION | | | | | | | |
|------------|-----------------|-----------------|------------------|---------|----------|----------|-----------|
| Detail | Approx. wattage | Low hrs. of use | High hrs. of use | Low kWh | High kWh | Low cost | High cost |
| LED 30" | 50 | 60 | 440 | 3 | 22 | \$0.34 | \$2.48 |
| LED 42" | 80 | 60 | 440 | 5 | 35 | \$0.56 | \$3.95 |
| LED 50" | 100 | 60 | 440 | 6 | 44 | \$0.68 | \$4.97 |
| LCD 50" | 150 | 60 | 440 | 9 | 66 | \$1.02 | \$7.45 |
| Plasma 50" | 300 | 60 | 440 | 18 | 132 | \$2.03 | \$14.90 |

| LIGHTING | | | | | | | |
|--|-----------------|-----------------|------------------|---------|----------|----------|-----------|
| Detail | Approx. wattage | Low hrs. of use | High hrs. of use | Low kWh | High kWh | Low cost | High cost |
| Incandescent bulb (60w) | 60 | 17 | 200 | 1 | 12 | \$0.11 | \$1.35 |
| Compact fluorescent (60w equivalent) | 13 | 17 | 200 | 0.2 | 3 | \$0.02 | \$0.34 |
| LED (60w equivalent) | 9.5 | 17 | 200 | 0.2 | 2 | \$0.02 | \$0.23 |
| Chandelier (5 lamps, 40w each) | 200 | 8 | 100 | 2 | 20 | \$0.23 | \$2.26 |
| Fluorescent tube (2 tube, 4 ft.) | 96 | 17 | 320 | 2 | 31 | \$0.23 | \$3.50 |
| Holiday lights—1,000 mini incandescent | 408 | 60 | 240 | 24 | 98 | \$2.71 | \$11.06 |
| Holiday lights—1,000 mini LED | 69 | 60 | 240 | 4 | 17 | \$0.45 | \$1.92 |
| Holiday lights—300 C9 incandescent | 2,100 | 60 | 240 | 126 | 504 | \$14.22 | \$56.90 |
| Holiday lights—300 C9 LED | 29 | 60 | 240 | 2 | 7 | \$0.23 | \$0.79 |

Hourly usage calculations

| MEDICAL EQUIPMENT | | | |
|----------------------------|-----------------|----------------------------|------------------|
| Detail | Approx. wattage | Kilowatt-hours/hour of use | Cost/hour of use |
| Oxygen concentrator | 600 | 0.6 | \$0.07 |
| Sleep apnea machine (CPAP) | 60 | 0.06 | \$0.01 |

| COMPUTERS | | | |
|------------------|-----------------|----------------------------|------------------|
| Detail | Approx. wattage | Kilowatt-hours/hour of use | Cost/hour of use |
| Desktop computer | 100 | 0.10 | \$0.01 |
| Laptop | 50 | 0.05 | \$0.01 |
| Monitor—17" CRT | 100 | 0.10 | \$0.01 |
| Monitor—17" LCD | 35 | 0.04 | \$0.00 |

| RECORDING AND GAMING DEVICES | | | |
|------------------------------|-----------------|----------------------------|------------------|
| Detail | Approx. wattage | Kilowatt-hours/hour of use | Cost/hour of use |
| Xbox One | 180 | 0.18 | \$0.02 |
| DVD player | 40 | 0.04 | \$0.00 |
| DVR | 150 | 0.15 | \$0.02 |

Formula to find the cost to operate any appliance

Operating cost = wattage/1,000 x hours used x cost per kilowatt-hour

Appliance wattage is on the label at the back or bottom of most small appliances. Customers should check their electric service statements for the price per kilowatt-hour that they're paying.

Electric vehicle usage and cost estimate

Cost calculations are intended to be examples only. Your actual price may vary by your state, season, and rate. All cost calculations are rounded to the nearest kilowatt-hour and cent.

| Electric vehicle use | | Miles/ kWh | Monthly kWh | | Annual kWh | | Monthly low cost | Monthly high cost | Annual low cost | Annual high cost |
|-----------------------------|---|---------------|---------------|-------|--------------|--------|------------------------|-------------------------|-----------------------|------------------------|
| Electric service rate | Model | | Monthly miles | | Annual miles | | | | | |
| | | | 667 | 1,000 | 8,000 | 12,000 | | | | |
| Firm Service (\$0.11033) | Car—Tesla Model 3, Chevy Bolt | 3.5 | 190 | 286 | 2,286 | 3,429 | \$20.96 | \$31.44 | \$251.50 | \$377.26 |
| | Car—Ford Mach-E, Audi e-tron | 2.5 | 267 | 400 | 3,200 | 4,800 | \$29.34 | \$44.01 | \$352.11 | \$528.16 |
| | Pickup—Ford F-150 Lightning, Rivian R1T | 2.0 | 333 | 500 | 4,000 | 6,000 | \$36.68 | \$55.02 | \$440.13 | \$660.20 |
| Dual Fuel (\$0.06387) | Car—Tesla Model 3, Chevy Bolt | 3.5 | 190 | 286 | 2,286 | 3,429 | \$12.17 | \$18.25 | \$145.99 | \$218.98 |
| | Car—Ford Mach-E, Audi e-tron | 2.5 | 267 | 400 | 3,200 | 4,800 | \$17.03 | \$25.55 | \$204.38 | \$306.58 |
| | Pickup—Ford F-150 Lightning, Rivian R1T | 2.0 | 333 | 500 | 4,000 | 6,000 | \$21.29 | \$31.94 | \$255.48 | \$383.22 |
| MN EV (\$0.04479) | Car—Tesla Model 3, Chevy Bolt | 3.5 | 190 | 286 | 2,286 | 3,429 | \$8.53 | \$12.80 | \$102.37 | \$153.56 |
| | Car—Ford Mach-E, Audi e-tron | 2.5 | 267 | 400 | 3,200 | 4,800 | \$12.69 | \$17.92 | \$143.32 | \$214.98 |
| | Pickup—Ford F-150 Lightning, Rivian R1T | 2.0 | 333 | 500 | 4,000 | 6,000 | \$15.87 | \$22.39 | \$179.15 | \$268.73 |

December 2025

SUNDAY

MONDAY

TUESDAY

WEDNESDAY

1

2

3

7

8

9

10

14

15

16

17

21

22

23

24

28

29

30

31



| THURSDAY | FRIDAY | SATURDAY |
|----------|--------|----------|
| 4 | 5 | 6 |
| 11 | 12 | 13 |
| 18 | 19 | 20 |
| 25 | 26 | 27 |



January 2026

| S | M | T | W | T | F | S |
|----|----|----|----|----|----|----|
| | | | | 1 | 2 | 3 |
| 4 | 5 | 6 | 7 | 8 | 9 | 10 |
| 11 | 12 | 13 | 14 | 15 | 16 | 17 |
| 18 | 19 | 20 | 21 | 22 | 23 | 24 |
| 25 | 26 | 27 | 28 | 29 | 30 | 31 |



February 2026

| S | M | T | W | T | F | S |
|----|----|----|----|----|----|----|
| 1 | 2 | 3 | 4 | 5 | 6 | 7 |
| 8 | 9 | 10 | 11 | 12 | 13 | 14 |
| 15 | 16 | 17 | 18 | 19 | 20 | 21 |
| 22 | 23 | 24 | 25 | 26 | 27 | 28 |



March 2026

| S | M | T | W | T | F | S |
|----|----|----|----|----|----|----|
| 1 | 2 | 3 | 4 | 5 | 6 | 7 |
| 8 | 9 | 10 | 11 | 12 | 13 | 14 |
| 15 | 16 | 17 | 18 | 19 | 20 | 21 |
| 22 | 23 | 24 | 25 | 26 | 27 | 28 |
| 29 | 30 | 31 | | | | |

January 2026

SUNDAY

MONDAY

TUESDAY

WEDNESDAY

4

5

6

7

11

12

13

14

18

19

20

21

25

26

27

28

| THURSDAY | FRIDAY | SATURDAY |
|----------|--------|----------|
|----------|--------|----------|

| | | |
|---|---|---|
| 1 | 2 | 3 |
|---|---|---|

| | | |
|---|---|----|
| 8 | 9 | 10 |
|---|---|----|

| | | |
|----|----|----|
| 15 | 16 | 17 |
|----|----|----|

| | | |
|----|----|----|
| 22 | 23 | 24 |
|----|----|----|

| | | |
|----|----|----|
| 29 | 30 | 31 |
|----|----|----|

February 2026

| S | M | T | W | T | F | S |
|----|----|----|----|----|----|----|
| 1 | 2 | 3 | 4 | 5 | 6 | 7 |
| 8 | 9 | 10 | 11 | 12 | 13 | 14 |
| 15 | 16 | 17 | 18 | 19 | 20 | 21 |
| 22 | 23 | 24 | 25 | 26 | 27 | 28 |

March 2026

| S | M | T | W | T | F | S |
|----|----|----|----|----|----|----|
| 1 | 2 | 3 | 4 | 5 | 6 | 7 |
| 8 | 9 | 10 | 11 | 12 | 13 | 14 |
| 15 | 16 | 17 | 18 | 19 | 20 | 21 |
| 22 | 23 | 24 | 25 | 26 | 27 | 28 |
| 29 | 30 | 31 | | | | |

April 2026

| S | M | T | W | T | F | S |
|----|----|----|----|----|----|----|
| | | | 1 | 2 | 3 | 4 |
| 5 | 6 | 7 | 8 | 9 | 10 | 11 |
| 12 | 13 | 14 | 15 | 16 | 17 | 18 |
| 19 | 20 | 21 | 22 | 23 | 24 | 25 |
| 26 | 27 | 28 | 29 | 30 | | |

February 2026

| SUNDAY | MONDAY | TUESDAY | WEDNESDAY |
|--------|--------|---------|-----------|
| 1 | 2 | 3 | 4 |
| 8 | 9 | 10 | 11 |
| 15 | 16 | 17 | 18 |
| 22 | 23 | 24 | 25 |



| THURSDAY | FRIDAY | SATURDAY |
|----------|--------|----------|
| 5 | 6 | 7 |
| 12 | 13 | 14 |
| 19 | 20 | 21 |
| 26 | 27 | 28 |

March 2026

| S | M | T | W | T | F | S |
|----|----|----|----|----|----|----|
| 1 | 2 | 3 | 4 | 5 | 6 | 7 |
| 8 | 9 | 10 | 11 | 12 | 13 | 14 |
| 15 | 16 | 17 | 18 | 19 | 20 | 21 |
| 22 | 23 | 24 | 25 | 26 | 27 | 28 |
| 29 | 30 | 31 | | | | |

April 2026

| S | M | T | W | T | F | S |
|----|----|----|----|----|----|----|
| | | | 1 | 2 | 3 | 4 |
| 5 | 6 | 7 | 8 | 9 | 10 | 11 |
| 12 | 13 | 14 | 15 | 16 | 17 | 18 |
| 19 | 20 | 21 | 22 | 23 | 24 | 25 |
| 26 | 27 | 28 | 29 | 30 | | |

May 2026

| S | M | T | W | T | F | S |
|----|----|----|----|----|----|----|
| | | | | | 1 | 2 |
| 3 | 4 | 5 | 6 | 7 | 8 | 9 |
| 10 | 11 | 12 | 13 | 14 | 15 | 16 |
| 17 | 18 | 19 | 20 | 21 | 22 | 23 |
| 24 | 25 | 26 | 27 | 28 | 29 | 30 |
| 31 | | | | | | |

March 2026

SUNDAY

MONDAY

TUESDAY

WEDNESDAY

1

2

3

4

8

9

10

11

15

16

17

18

22

23

24

25

29

30

31



| THURSDAY | FRIDAY | SATURDAY |
|----------|--------|----------|
| 5 | 6 | 7 |
| 12 | 13 | 14 |
| 19 | 20 | 21 |
| 26 | 27 | 28 |

April 2026

| S | M | T | W | T | F | S |
|----|----|----|----|----|----|----|
| | | | 1 | 2 | 3 | 4 |
| 5 | 6 | 7 | 8 | 9 | 10 | 11 |
| 12 | 13 | 14 | 15 | 16 | 17 | 18 |
| 19 | 20 | 21 | 22 | 23 | 24 | 25 |
| 26 | 27 | 28 | 29 | 30 | | |

May 2026

| S | M | T | W | T | F | S |
|----|----|----|----|----|----|----|
| | | | | | 1 | 2 |
| 3 | 4 | 5 | 6 | 7 | 8 | 9 |
| 10 | 11 | 12 | 13 | 14 | 15 | 16 |
| 17 | 18 | 19 | 20 | 21 | 22 | 23 |
| 24 | 25 | 26 | 27 | 28 | 29 | 30 |
| 31 | | | | | | |

June 2026

| S | M | T | W | T | F | S |
|----|----|----|----|----|----|----|
| | 1 | 2 | 3 | 4 | 5 | 6 |
| 7 | 8 | 9 | 10 | 11 | 12 | 13 |
| 14 | 15 | 16 | 17 | 18 | 19 | 20 |
| 21 | 22 | 23 | 24 | 25 | 26 | 27 |
| 28 | 29 | 30 | | | | |

April 2026

SUNDAY

MONDAY

TUESDAY

WEDNESDAY

1

5

6

7

8

12

13

14

15

19

20

21

22

26

27

28

29

| THURSDAY | FRIDAY | SATURDAY |
|----------|--------|----------|
|----------|--------|----------|

| | | |
|---|---|---|
| 2 | 3 | 4 |
|---|---|---|

| | | |
|---|----|----|
| 9 | 10 | 11 |
|---|----|----|

| | | |
|----|----|----|
| 16 | 17 | 18 |
|----|----|----|

| | | |
|----|----|----|
| 23 | 24 | 25 |
|----|----|----|

| | | |
|----|-------------------------|--|
| 30 | <hr/> <hr/> <hr/> <hr/> | |
|----|-------------------------|--|

May 2026

| S | M | T | W | T | F | S |
|----|----|----|----|----|----|-----|
| | | | | | | 1 2 |
| 3 | 4 | 5 | 6 | 7 | 8 | 9 |
| 10 | 11 | 12 | 13 | 14 | 15 | 16 |
| 17 | 18 | 19 | 20 | 21 | 22 | 23 |
| 24 | 25 | 26 | 27 | 28 | 29 | 30 |
| | | | | | | 31 |

June 2026

| S | M | T | W | T | F | S |
|----|----|----|----|----|----|----|
| | 1 | 2 | 3 | 4 | 5 | 6 |
| 7 | 8 | 9 | 10 | 11 | 12 | 13 |
| 14 | 15 | 16 | 17 | 18 | 19 | 20 |
| 21 | 22 | 23 | 24 | 25 | 26 | 27 |
| 28 | 29 | 30 | | | | |

July 2026

| S | M | T | W | T | F | S |
|----|----|----|----|----|----|----|
| | | | 1 | 2 | 3 | 4 |
| 5 | 6 | 7 | 8 | 9 | 10 | 11 |
| 12 | 13 | 14 | 15 | 16 | 17 | 18 |
| 19 | 20 | 21 | 22 | 23 | 24 | 25 |
| 26 | 27 | 28 | 29 | 30 | 31 | |

May 2026

SUNDAY

MONDAY

TUESDAY

WEDNESDAY

| | | | |
|----------|----|----|----|
| 3 | 4 | 5 | 6 |
| 10 | 11 | 12 | 13 |
| 17 | 18 | 19 | 20 |
| 24 31 | 25 | 26 | 27 |

June 2026

SUNDAY

MONDAY

TUESDAY

WEDNESDAY

1

2

3

7

8

9

10

14

15

16

17

21

22

23

24

28

29

30



THURSDAY

FRIDAY

SATURDAY

4

5

6

11

12

13

18

19

20

25

26

27

July 2026

| S | M | T | W | T | F | S |
|----|----|----|----|----|----|----|
| | | | 1 | 2 | 3 | 4 |
| 5 | 6 | 7 | 8 | 9 | 10 | 11 |
| 12 | 13 | 14 | 15 | 16 | 17 | 18 |
| 19 | 20 | 21 | 22 | 23 | 24 | 25 |
| 26 | 27 | 28 | 29 | 30 | 31 | |

August 2026

| S | M | T | W | T | F | S |
|----|----|----|----|----|----|----|
| | | | | | | 1 |
| 2 | 3 | 4 | 5 | 6 | 7 | 8 |
| 9 | 10 | 11 | 12 | 13 | 14 | 15 |
| 16 | 17 | 18 | 19 | 20 | 21 | 22 |
| 23 | 24 | 25 | 26 | 27 | 28 | 29 |
| 30 | 31 | | | | | |

September 2026

| S | M | T | W | T | F | S |
|----|----|----|----|----|----|----|
| | | 1 | 2 | 3 | 4 | 5 |
| 6 | 7 | 8 | 9 | 10 | 11 | 12 |
| 13 | 14 | 15 | 16 | 17 | 18 | 19 |
| 20 | 21 | 22 | 23 | 24 | 25 | 26 |
| 27 | 28 | 29 | 30 | | | |

July 2026

SUNDAY

MONDAY

TUESDAY

WEDNESDAY

1

5

6

7

8

12

13

14

15

19

20

21

22

26

27

28

29

| THURSDAY | FRIDAY | SATURDAY |
|----------|--------|----------|
|----------|--------|----------|

| | | |
|---|---|---|
| 2 | 3 | 4 |
|---|---|---|

| | | |
|---|----|----|
| 9 | 10 | 11 |
|---|----|----|

| | | |
|----|----|----|
| 16 | 17 | 18 |
|----|----|----|

| | | |
|----|----|----|
| 23 | 24 | 25 |
|----|----|----|

| | | |
|----|----|--|
| 30 | 31 | |
|----|----|--|

August 2026

| S | M | T | W | T | F | S |
|----|----|----|----|----|----|----|
| | | | | | | 1 |
| 2 | 3 | 4 | 5 | 6 | 7 | 8 |
| 9 | 10 | 11 | 12 | 13 | 14 | 15 |
| 16 | 17 | 18 | 19 | 20 | 21 | 22 |
| 23 | 24 | 25 | 26 | 27 | 28 | 29 |
| 30 | 31 | | | | | |

September 2026

| S | M | T | W | T | F | S |
|----|----|----|----|----|----|----|
| | | 1 | 2 | 3 | 4 | 5 |
| 6 | 7 | 8 | 9 | 10 | 11 | 12 |
| 13 | 14 | 15 | 16 | 17 | 18 | 19 |
| 20 | 21 | 22 | 23 | 24 | 25 | 26 |
| 27 | 28 | 29 | 30 | | | |

October 2026

| S | M | T | W | T | F | S |
|----|----|----|----|----|----|----|
| | | | 1 | 2 | 3 | 4 |
| 5 | 6 | 7 | 8 | 9 | 10 | 11 |
| 12 | 13 | 14 | 15 | 16 | 17 | 18 |
| 19 | 20 | 21 | 22 | 23 | 24 | 25 |
| 26 | 27 | 28 | 29 | 30 | 31 | |

August 2026

SUNDAY

MONDAY

TUESDAY

WEDNESDAY

2

3

4

5

9

10

11

12

16

17

18

19

23

24

25

26

30

31

September 2026

SUNDAY

MONDAY

TUESDAY

WEDNESDAY

1

2

6

7

8

9

13

14

15

16

20

21

22

23

27

28

29

30



THURSDAY

FRIDAY

SATURDAY

3

4

5

10

11

12

17

18

19

24

25

26

October 2026

| S | M | T | W | T | F | S |
|----|----|----|----|----|----|----|
| | | | | 1 | 2 | 3 |
| 4 | 5 | 6 | 7 | 8 | 9 | 10 |
| 11 | 12 | 13 | 14 | 15 | 16 | 17 |
| 18 | 19 | 20 | 21 | 22 | 23 | 24 |
| 25 | 26 | 27 | 28 | 29 | 30 | 31 |

November 2026

| S | M | T | W | T | F | S |
|----|----|----|----|----|----|----|
| 1 | 2 | 3 | 4 | 5 | 6 | 7 |
| 8 | 9 | 10 | 11 | 12 | 13 | 14 |
| 15 | 16 | 17 | 18 | 19 | 20 | 21 |
| 22 | 23 | 24 | 25 | 26 | 27 | 28 |
| 29 | 30 | | | | | |

December 2026

| S | M | T | W | T | F | S |
|----|----|----|----|----|----|----|
| | | 1 | 2 | 3 | 4 | 5 |
| 6 | 7 | 8 | 9 | 10 | 11 | 12 |
| 13 | 14 | 15 | 16 | 17 | 18 | 19 |
| 20 | 21 | 22 | 23 | 24 | 25 | 26 |
| 27 | 28 | 29 | 30 | 31 | | |

October 2026

SUNDAY

MONDAY

TUESDAY

WEDNESDAY

4

5

6

7

11

12

13

14

18

19

20

21

25

26

27

28

November 2026

SUNDAY

MONDAY

TUESDAY

WEDNESDAY

1

2

3

4

8

9

10

11

15

16

17

18

22

23

24

25

29

30



| THURSDAY | FRIDAY | SATURDAY |
|----------|--------|----------|
| 5 | 6 | 7 |
| 12 | 13 | 14 |
| 19 | 20 | 21 |
| 26 | 27 | 28 |

December 2026

| S | M | T | W | T | F | S |
|----|----|----|----|----|----|----|
| | | 1 | 2 | 3 | 4 | 5 |
| 6 | 7 | 8 | 9 | 10 | 11 | 12 |
| 13 | 14 | 15 | 16 | 17 | 18 | 19 |
| 20 | 21 | 22 | 23 | 24 | 25 | 26 |
| 27 | 28 | 29 | 30 | 31 | | |

January 2027

| S | M | T | W | T | F | S |
|----|----|----|----|----|----|-----|
| | | | | | | 1 2 |
| 3 | 4 | 5 | 6 | 7 | 8 | 9 |
| 10 | 11 | 12 | 13 | 14 | 15 | 16 |
| 17 | 18 | 19 | 20 | 21 | 22 | 23 |
| 24 | 25 | 26 | 27 | 28 | 29 | 30 |
| 31 | | | | | | |

February 2027

| S | M | T | W | T | F | S |
|----|----|----|----|----|----|----|
| | 1 | 2 | 3 | 4 | 5 | 6 |
| 7 | 8 | 9 | 10 | 11 | 12 | 13 |
| 14 | 15 | 16 | 17 | 18 | 19 | 20 |
| 21 | 22 | 23 | 24 | 25 | 26 | 27 |
| 28 | | | | | | |
| | | | | | | |
| | | | | | | |
| | | | | | | |
| | | | | | | |
| | | | | | | |

December 2026

SUNDAY

MONDAY

TUESDAY

WEDNESDAY

1

2

6

7

8

9

13

14

15

16

20

21

22

23

27

28

29

30

| THURSDAY | FRIDAY | SATURDAY |
|----------|--------|----------|
|----------|--------|----------|

| | | |
|---|---|---|
| 3 | 4 | 5 |
|---|---|---|

| | | |
|----|----|----|
| 10 | 11 | 12 |
|----|----|----|

| | | |
|----|----|----|
| 17 | 18 | 19 |
|----|----|----|

| | | |
|----|----|----|
| 24 | 25 | 26 |
|----|----|----|

| | | |
|----|-------------------------|--|
| 31 | <hr/> <hr/> <hr/> <hr/> | |
|----|-------------------------|--|

January 2027

| S | M | T | W | T | F | S |
|----|----|----|----|----|----|-----|
| | | | | | | 1 2 |
| 3 | 4 | 5 | 6 | 7 | 8 | 9 |
| 10 | 11 | 12 | 13 | 14 | 15 | 16 |
| 17 | 18 | 19 | 20 | 21 | 22 | 23 |
| 24 | 25 | 26 | 27 | 28 | 29 | 30 |
| | | | | | | 31 |

February 2027

| S | M | T | W | T | F | S |
|----|----|----|----|----|----|----|
| | 1 | 2 | 3 | 4 | 5 | 6 |
| 7 | 8 | 9 | 10 | 11 | 12 | 13 |
| 14 | 15 | 16 | 17 | 18 | 19 | 20 |
| 21 | 22 | 23 | 24 | 25 | 26 | 27 |
| | | | | | | 28 |

March 2027

| S | M | T | W | T | F | S |
|----|----|----|----|----|----|----|
| | 1 | 2 | 3 | 4 | 5 | 6 |
| 7 | 8 | 9 | 10 | 11 | 12 | 13 |
| 14 | 15 | 16 | 17 | 18 | 19 | 20 |
| 21 | 22 | 23 | 24 | 25 | 26 | 27 |
| 28 | 29 | 30 | 31 | | | |

January 2027

SUNDAY

MONDAY

TUESDAY

WEDNESDAY

3

4

5

6

10

11

12

13

17

18

19

20

24

25

26

27

31

February 2027

SUNDAY

MONDAY

TUESDAY

WEDNESDAY

1

2

3

7

8

9

10

14

15

16

17

21

22

23

24

28



THURSDAY

FRIDAY

SATURDAY

4

5

6

11

12

13

18

19

20

25

26

27

March 2027

| S | M | T | W | T | F | S |
|----|----|----|----|----|----|----|
| | 1 | 2 | 3 | 4 | 5 | 6 |
| 7 | 8 | 9 | 10 | 11 | 12 | 13 |
| 14 | 15 | 16 | 17 | 18 | 19 | 20 |
| 21 | 22 | 23 | 24 | 25 | 26 | 27 |
| 28 | 29 | 30 | 31 | | | |

April 2027

| S | M | T | W | T | F | S |
|----|----|----|----|----|----|----|
| | | | | 1 | 2 | 3 |
| 4 | 5 | 6 | 7 | 8 | 9 | 10 |
| 11 | 12 | 13 | 14 | 15 | 16 | 17 |
| 18 | 19 | 20 | 21 | 22 | 23 | 24 |
| 25 | 26 | 27 | 28 | 29 | 30 | |

May 2027

| S | M | T | W | T | F | S |
|----|----|----|----|----|----|----|
| | | | | | | 1 |
| 2 | 3 | 4 | 5 | 6 | 7 | 8 |
| 9 | 10 | 11 | 12 | 13 | 14 | 15 |
| 16 | 17 | 18 | 19 | 20 | 21 | 22 |
| 23 | 24 | 25 | 26 | 27 | 28 | 29 |
| 30 | 31 | | | | | |

March 2027

SUNDAY

MONDAY

TUESDAY

WEDNESDAY

1

2

3

7

8

9

10

14

15

16

17

21

22

23

24

28

29

30

31



THURSDAY

FRIDAY

SATURDAY

4

5

6

11

12

13

18

19

20

25

26

27

April 2027

| S | M | T | W | T | F | S |
|----|----|----|----|----|----|----|
| | | | | 1 | 2 | 3 |
| 4 | 5 | 6 | 7 | 8 | 9 | 10 |
| 11 | 12 | 13 | 14 | 15 | 16 | 17 |
| 18 | 19 | 20 | 21 | 22 | 23 | 24 |
| 25 | 26 | 27 | 28 | 29 | 30 | |

May 2027

| S | M | T | W | T | F | S |
|----|----|----|----|----|----|----|
| | | | | | | 1 |
| 2 | 3 | 4 | 5 | 6 | 7 | 8 |
| 9 | 10 | 11 | 12 | 13 | 14 | 15 |
| 16 | 17 | 18 | 19 | 20 | 21 | 22 |
| 23 | 24 | 25 | 26 | 27 | 28 | 29 |
| 30 | 31 | | | | | |

June 2027

| S | M | T | W | T | F | S |
|----|----|----|----|----|----|----|
| | | 1 | 2 | 3 | 4 | 5 |
| 6 | 7 | 8 | 9 | 10 | 11 | 12 |
| 13 | 14 | 15 | 16 | 17 | 18 | 19 |
| 20 | 21 | 22 | 23 | 24 | 25 | 26 |
| 27 | 28 | 29 | 30 | | | |

Address/phone directory

CALL BEFORE YOU DIG

Before digging, call the toll-free number for your state to locate buried power lines, pipes, and cables.

Call 811 at least 48 hours before you dig. Phone numbers for each state are listed below.

Minnesota 800-252-1166

North Dakota 800-795-0555

South Dakota 800-781-7474

STATE ELECTRICAL INSPECTOR(S) FOR MY REGION

Name Phone

Address

Counties served

Name Phone

Address

Counties served

Name Phone

Address

Counties served

STATE ELECTRICAL BOARD/COMMISSION FOR CONSTRUCTION CODES AND LICENSING

Minnesota 651-284-5034

North Dakota 701-328-9522

South Dakota 605-773-3573



otpc.com



For more information about our residential, commercial, or industrial programs, scan the QR code above or call our **Idea Center** at **800-493-3299**.